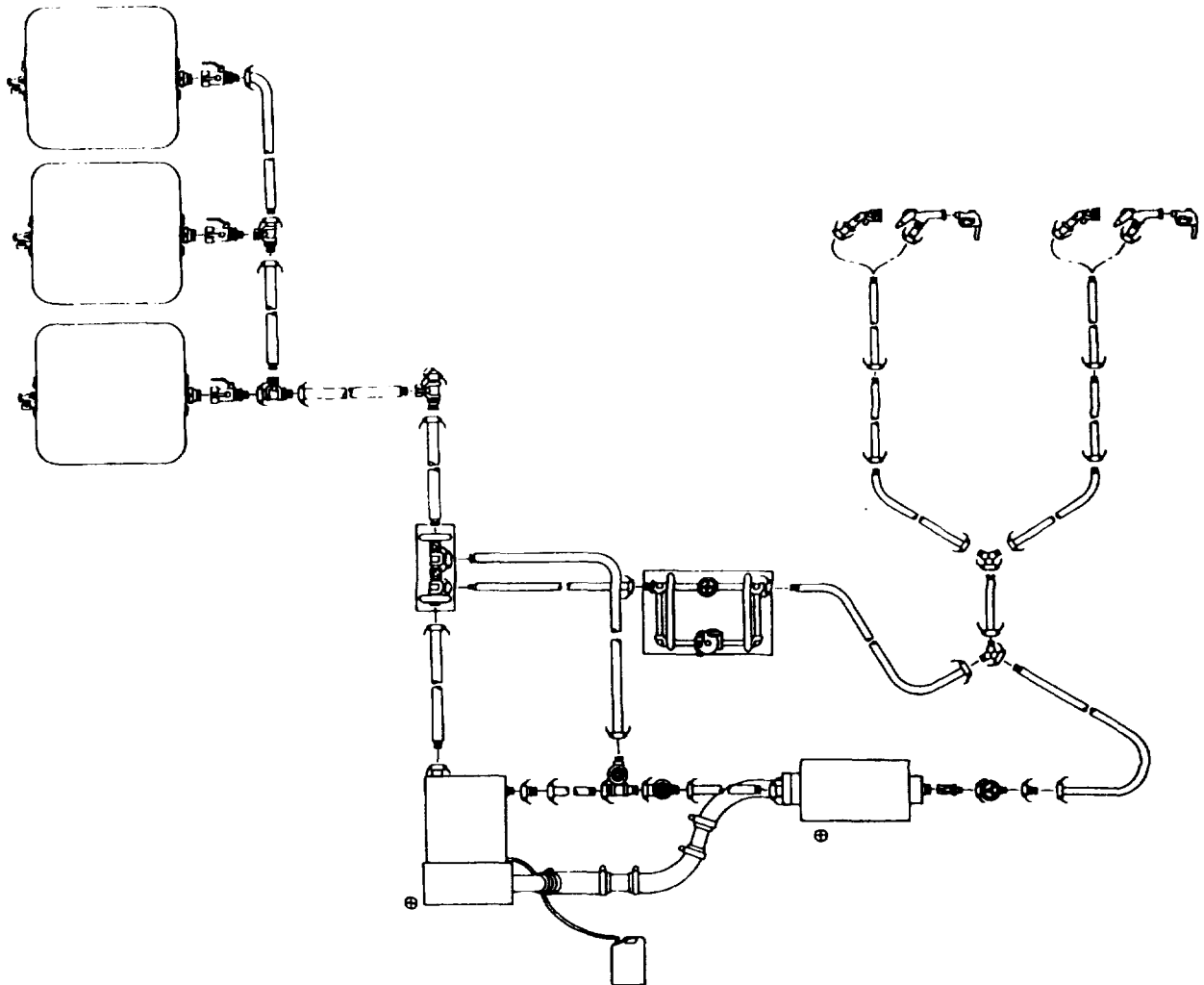


UNIT AND DIRECT SUPPORT
MAINTENANCE REPAIR PARTS AND SPECIAL
TOOLS LIST FOR ARCTIC FORWARD AREA
REFUELING EQUIPMENT (AFARE)

P/N: 13228E1800

NSN : 4930-01-355-9581



DISTRIBUTION STATEMENT A: Approved for public release; distribution unlimited.

HEADQUARTERS, DEPARTMENT OF THE ARMY

28 FEBRUARY 1997

**UNIT AND DIRECT SUPPORT MAINTENANCE
REPAIR PARTS AND SPECIAL TOOLS LIST
FOR
ARCTIC FORWARD AREA REFUELING EQUIPMENT (AFARE)**

P/N: 13228E1800

NSN: 4930-01-355-9581

Current as of 22 May 1996

REPORTING ERRORS AND RECOMMENDING IMPROVEMENTS

You can help improve this manual. If you find any mistakes, or if you know of a way to improve these procedures, please let us know. Mail your letter or DA Form 2028 (Recommended Changes to Publications and Blank Forms), or DA Form 2028-2 located in the back of this manual directly to: Commander, US Army Aviation and Troop Command, ATTN: AMSAT-I-MP, 4300 Goodfellow Blvd., St. Louis, MO 63120-1798. You may also submit your recommended changes by E-mail directly to <mpmt%avma28 (>t-louis-emh7.army. mil>. A reply will be furnished directly to you. Instructions for sending an electronic 2028 may be found at the back of this manual immediately preceding the hard copy 2028.

DISTRIBUTION STATEMENT A: Approved for public release; distribution unlimited.

TABLE OF CONTENTS

	Page /	Illus. Figure
Section I Introduction	1	
Section II Repair Parts List		
Group 01 Gravity Feed Adapter and Closed Circuit Refueling Nozzle	1-1	1
Group 02 D-1 Nozzle	2-1	2
Group 03 Collapsible Discharge 2 Inch Hose Assembly, 50 Foot	3-1	3
Group 04 Wye. Quick Discount.....	4-1	4
Group 05 Collapsible Discharge 2 Inch Hose Assembly, 10 Foot	5-1	5
Group 06 Non-Collapsible Suction 2 Inch Hose Assembly, 10 Foot	6-1	6
Group 07 Pressure Reducing Skid Assembly	7-1	7
Pressure Reducing Skid (Fastner. Latch, and Cover)	8-1	8
Pressure Reducing Skid (Tiedown Strap and Mounting Bracket)	9-1	9
Pressure Reducing Skid (Pressure Reducing Assembly)	10-1	10
Pressure Reducing Skid (Union. Couplings, and 2 Inch Gate Valve)	11-1	11

TABLE OF CONTENTS - CONTINUED

	Page /	Illus. Figure
	12-1	12
	13-1	13
	14-1	14
	15-1	15
	16-1	16
	17-1	17
	18-1	18
Group 08	19-1	19
Group 09	20-1	20
Group 10	21-1	21
Group 11	22-1	22
Group 12	23-1	23
Group 13	24-1	24
Group 14	25-1	25
Group 14	26-1	26
Group 14	27-1	27
Group 15	27-2	27
Group 16	28-1	28
Group 17	29-1	29
	30-1	30
	31-1	31
	32-1	32
Group 18	33-1	33
Group 19	34-1	34
Group 20	35-1	35
Group 21	36-1	36
	37-1	37
	38-1	38
	39-1	39
	40-1	40
	41-1	41
	42-1	42
	43-1	43
	44-1	44
	45-1	45
	46-1	46
	47-1	47
	48-1	48
	49-1	49
	50-1	50
	51-1	51
	52-1	52
	53-1	53
	54-1	54
	55-1	55
	56-1	56
	57-1	57

TABLE OF CONTENTS

Page / Illus.
Figure

Section III	Special Tools List (Not Applicable)	
Section IV	Bulk Items List	
Group 22	Bulk Items	BULK-1
Section V	Indexes	
	National Stock Number Index	I-1
	Part Number Index	I-3

**UNIT AND DIRECT SUPPORT MAINTENANCE
REPAIR PARTS AND SPECIAL TOOLS LIST**

SECTION I. INTRODUCTION

1. SCOPE. This RPSTL lists and authorizes spares and repair parts; special tools; special test, measurement, and diagnostic equipment (TMDE); and other special support equipment required for performance of unit and direct support maintenance of the Arctic Forward Area Refueling Equipment (AFARE). It authorizes the requisitioning, issue, and disposition of spares, repair parts and special tools as indicated by the source, maintenance and recoverability (SMR) codes.

2. GENERAL. In addition to this section, Introduction, this Repair Parts and Special Tools List is divided into the following sections:

a. Section II. Repair Parts List. A list of spares and repair parts authorized by this RPSTL for use in the performance of maintenance. This list also includes parts which must be removed for replacement of the authorized parts. Parts lists are composed of functional groups in ascending alphanumeric sequence, with the parts in each group listed in ascending figure and item number sequence. Bulk materials are listed in item name sequence. Items listed are shown on the associated Illustration(s)/(figure(s)).

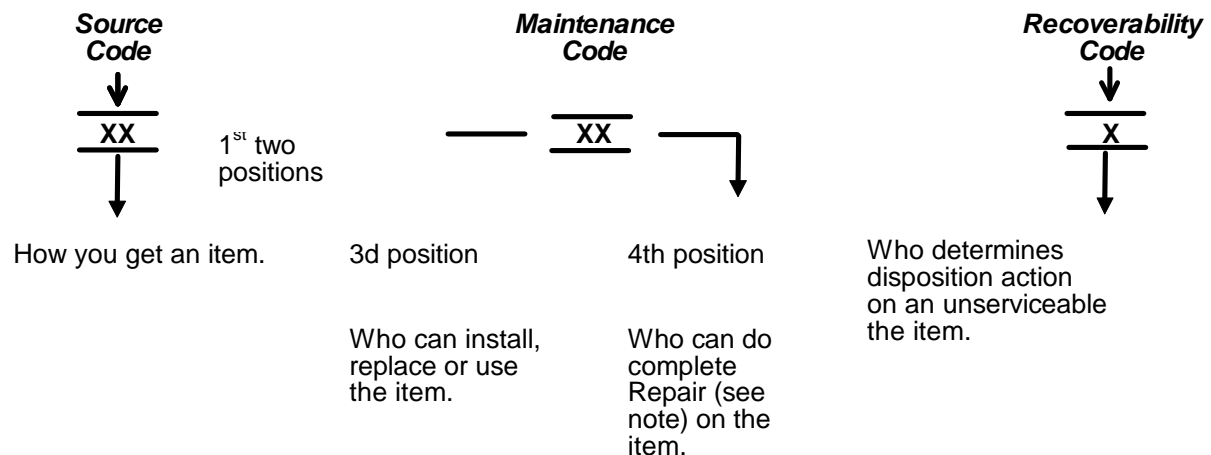
b. Section III. Special Tools List. A list of special tools, special TMDE, and other special support equipment authorized by this RPSTL (as indicated by Basic of Issue (BOI) information in DESCRIPTION AND USABLE ON CODE column) for the performance of maintenance.

c. Section IV. Cross-references Indexes. A list, in National Item Identification Number (NIIN) sequence, of all National stock numbered items appearing in the listing, followed by a list in alphanumeric sequence of all part numbers appearing in the listings. National stock numbers and part numbers are cross-referenced to each illustration figure and item number appearance.

3. EXPLANATION OF COLUMNS (SECTION II AND III).

a. Item No. (Column (1)). Indicates the number used to identify items called out in the illustration.

b. SMR Code (Column (2)). The Source, Maintenance, and Recoverability (SMR) code is a 5-position code containing supply/requisitioning information, maintenance category authorization criteria. and disposition instruction, as shown in the following breakout:



*Complete Repair: Maintenance capacity. capability, and authority to perform all corrective maintenance tasks of the "Repair" function in a use/user environment in order to restore serviceability to a failed item.

(1) **Source Code.** The source code tells you how to get an item needed for maintenance, repair, or overhaul of an end item/equipment. Explanations of source codes follows:

Source Code	Explanation
PA PB PC** PD PE PF PG	<p>Stocked items; use the applicable NSN to request(requisition items with these source codes. They are authorized to the category indicated by the code entered in the 3rd position of the SMR code.</p> <p>**NOTE: Items coded PC are subject to deterioration.</p>
KD KF KB	<p>Items with these codes are not to be requested/requisitioned individually. They re part of a kit which is authorized to the maintenance category indicated in the 3rd position of the SMR code. The complete kit must be requisitioned and applied.</p>
MO- (Made at Unit/AVUM Level) MF- (Made at DS/AVUM Level) MH- (Made at GS Level) ML- (Made at Specialized Repair Activity (SRA)) MD- (Made at Depot)	<p>Items with these codes are not to be requested/requisitioned individually. They must be made from bulk material which is identified by the part number in the DESCRIPTION and USABLE ON CODE (UOC) column and listed in the Bulk Material group of the repair parts list in this RPSTL. H the item is authorized to you by the 3rd position code of the SMR code, but the source code indicates it is made at a higher level, order the item from the higher level of maintenance.</p>
AO- (Assembled by Unit/AVUM Level) AF- (Assembled by DS/AVIM Level) AH- (Assembled by GS Category) AL- (Assembled by SRA) AD- (Assembled by Depot)	<p>Items with these codes are not to be requested/ requisitioned individually. The puts that make up the assembled item must be requisitioned or fabricated and assembled at the level of maintenance indicated by the source code. H the 3rd position code of the SMR code authorizes you to replace the item, but the source code indicates the items are assembled at a higher level, order the item from the higher level of maintenance.</p>
XA-	Do not requisition "XA"-coded item. Order its next higher assembly. (Refer to the NOTE below.)
XB-	If an "XB" item is not available from salvage, order it using the CAGEC and part number given.
XC-	Installation drawing, diagram, instruction sheet, field service drawing, that is identified manufacturer's part number.
XD-	Item is not stocked. Order an XD"-coded item through normal supply channels using the CAGEC and part number given, if no NSN is available.

NOTE

Cannibalization or controlled exchange, when authorized, may be used as a source of supply for items with the above source codes, except for those source coded "XA or those aircraft support items restricted by requirements of AR 750-1.

(2) Maintenance Code. Maintenance codes tell you the level(s) of the maintenance authorized to USE and REPAIR support items. The maintenance codes are entered in the third and fourth positions of the SMR code as follows:

(a) The maintenance code entered in the third position tells you the lowest maintenance level authorized to remove, replace, and use an item. The maintenance code entered in the third position will indicate authorization to one of the following levels of maintenance.

Maintenance

Code	Application/Explanation
C	- Crew or operator maintenance done within unit/AVUM maintenance.
O	- Unit level/AVUM can remove, replace. and use the item.
F	- Direct support/AVIM maintenance can remove, replace, and use the item.
H	- General support level can remove, replace, and use the item.
L	- Specialized repair activity can remove, replace, and use the item.
D	- Depot level can remove, replace, and use the item.

(b) The maintenance code entered in the fourth position tells whether or not the item is to be repaired and identifies the lowest maintenance level with the capability to do complete repair (i. e., perform all authorized repair functions).

NOTE:

Some limited repair may be done on the item at a lower level of maintenance, if authorized by the Maintenance Allocation Chart and SMR codes.

Maintenance

Code	Application/Explanation
O	- Unit/AVUM is the lowest level that can do complete repair of the item.
F	- Direct support/AVIM is the lowest level that can do complete repair of the item.
H	- General support is the lowest level that can do complete repair of the item.
L	- Specialized repair activity is the lowest level that can do complete repair of the item.
D	- Depot is the lowest level that can do complete repair of the item.
Z	- Nonreparable. No repair is authorized.
B	- No repair is authorized. No parts or special tools are authorized for the maintenance of a "B" coded item. However, the item may be reconditioned by adjusting, lubricating, etc., at the user level.

(3) Recoverability Code. Recoverability codes are assigned to items to indicate the disposition action on unserviceable items. The recoverability code is entered in the fifth position of the SMR Code as follows:

Recoverability Code	Application/Explanation
Z	- Nonreparable item. When unserviceable, condemn and dispose of the item at the level of maintenance shown in 3rd position of SMR Code.
O	- Reparable item. When not economically repairable, condemn and dispose of the item at unit or AVUM level.
F	- Reparable item. When uneconomically repairable, condemn and dispose of the item at the direct support or AVIM level.
H	- Reparable item. When uneconomically repairable, condemn and dispose of the item at the general support level.
D	- Reparable item. When beyond lower level repair capability, return to depot. Condemnation and disposal of item not authorized below depot level.
L	- Reparable item. Condemnation and disposal not authorized below specialized repair activity (SRA).
A	- Item requires special handling or condemnation procedures because of specific reasons (e.g., precious metal content, high dollar value, critical material, or hazardous material). Refer to appropriate manuals/directives for specific instructions.

c. **CAGEC (Column (3))**. The Commercial and Government Entity Code (CAGEC) is a 5-digit numeric code which is used to identify the manufacturer, distributor, or Government agency, etc., that supplies the item.

d. **PART NUMBER (Column (4))**. Indicates the primary number used by the manufacturer, (individual, company, firm, corporation, or Government activity), which controls the design and characteristics of the item by means of its engineering drawings, specification standards, and specification requirements to identify an item or range of items.

NOTE

When you use an NSN to requisition an item, the item you receive may have a different part number from the part ordered.

e. **DESCRIPTION AND USABLE ON CODE. (UOC) (Column (5))**. This column includes the following information:

- (1) The Federal item name and, when required, a minimum description to identify the item.
- (2) Part number of bulk materials are reference in this column in the line entry to be manufactured/fabricated.
- (3) The statement "END OF FIGURE" appears just below the last item description in Column(5) for a given figure in both Section II and Section m.

f. **QTY (Column (6))**. The QTY (quantity per figure column) indicates the quantity of the item used in the breakout shown on the illustration figure, which is prepared for a functional group, subfunctional group, or an assembly. A "V" appearing in this column in lieu of a quantity indicates that the quantity is variable and may vary from application to application.

4. **EXPLANATION OF COLUMNS (SECTION IV)**.

a. **NATIONAL STOCK NUMBER (NSN) INDEX.**

(1) **STOCK NUMBER COLUMN.** This column lists the NSN by national item identification number (NIIN) sequence. The NIIN consists of the last nine digits of the NSN, i.e..

NSN
4930-01-355-9582
NIIN

When using this column to locate an item, ignore the first four digits of the NSN. Use the complete NSN (13 digits) when requisitioning by stock number.

(2) **FIG. Column.** This column lists the number of the figure where the item is identified/located. The figures are in numerical order in Section II and Section III.

(3) **ITEM Column.** The item number identifies the item associated with the figure listed in the adjacent FIG. column. This item is also identified by the NSN listed on the same line.

b. **PART NUMBER INDEX.** Part numbers in this index are listed by part number in ascending alphanumeric sequence (i.e., vertical arrangement of letter and number combination which places the first letter or digit of each group in order A through Z, followed by the numbers 0 through 9 and each following letter or digit in like order).

(1) **CAGEC Column.** The Commercial and Government Entity Code (CAGEC) is a 5-digit numeric code used to identify the manufacturer, distributor, or Government agency/activity that supplies the item.

(2) **PART NUMBER Column.** Indicates the primary number used by the manufacturer (individual, firm, corporation, or Government activity), which controls the design and characteristics of the item by means of its engineering drawings, specifications standards, and inspection requirements to identify an item or range of items.

(3) **STOCK NUMBER Column.** This column lists the NSN for the associated part number and manufacturer identified in the PART NUMBER and CAGEC columns to the left.

(4) **FIG. Column.** This column lists the number of the figure where the item is identified/located in Section II and Section III.

(5) **ITEM Column.** This ITEM number is that number assigned to the item as it appears in the figure referenced in adjacent figure number column. in Section II and Section m.

5. SPECIAL INFORMATION.

a. **USABLE ON CODE.** The usable on code appears in the lower left corner of the Description column heading. Usable on codes are shown as "UOC:.." in the Description Column (justified left) on the last line applicable item description/nomenclature. Uncoded items are applicable to all models.

b. **FABRICATION INSTRUCTIONS.** Bulks materials required to manufacture items are listed in the Bulk Material Functional Group of this RPSTL. Part number for bulk materials are also referenced in the description column of the line entry for the item to be manufactured/fabricated. Detailed fabrication instructions for items source coded are found in TM 10-4930-241-13.

c. **INDEX NUMBERS.** Items which have the BULK in the figure column will have an index number shown in the item number column. This index number is a cross-reference between the National Stock Number/Part Number Index and the bulk material list in Section II.

d. **ASSOCIATED PUBLICATIONS.** The publication listed below pertains to the Arctic Fuel System Supply Point (AFSSP) and its components;

Publication	Short Title
TM 10-4930-240-13	Operator's, Unit and Direct Support Maintenance Manual for Arctic Forward Area Refueling Equipment (AFARE)

6. HOW TO LOCATE REPAIR PARTS.**a. When National Stock Number or Part Number is NOT Known.**

(1) **First.** Using the table of contents, determine the assembly group for subassembly group to which the item belongs. This is necessary since figures are prepared for assembly groups and subassembly groups and listing are divided into the same groups.

(2) **Second.** Find the figure covering the assembly group or subassembly group to which the item belongs.

(3) **Third.** Identify the item on the figure and use the Figure and Item Number Index to find the NSN.

b. When National Stock Number or Part Number is Known

(1) **First.** Using the National Stock Number and Part Number Indexes find the pertinent National Stock Number or Part Number. The NSN index is in National Item Identification Number (NIIN) sequence (see 4.a.). The part numbers in the Part Number index are listed in ascending alphanumeric sequence (see paragraph 4.b.). Both indexes cross-reference you to the illustration/ figure and item number of the item you are looking for.

(2) **Second.** Turn to the figure and item number, verify that the item is the one you are looking for, then locate the item number in the repair parts list for the figure.

7. ABBREVIATIONS. Abbreviations used in this manual are listed in MIL-STD-12.

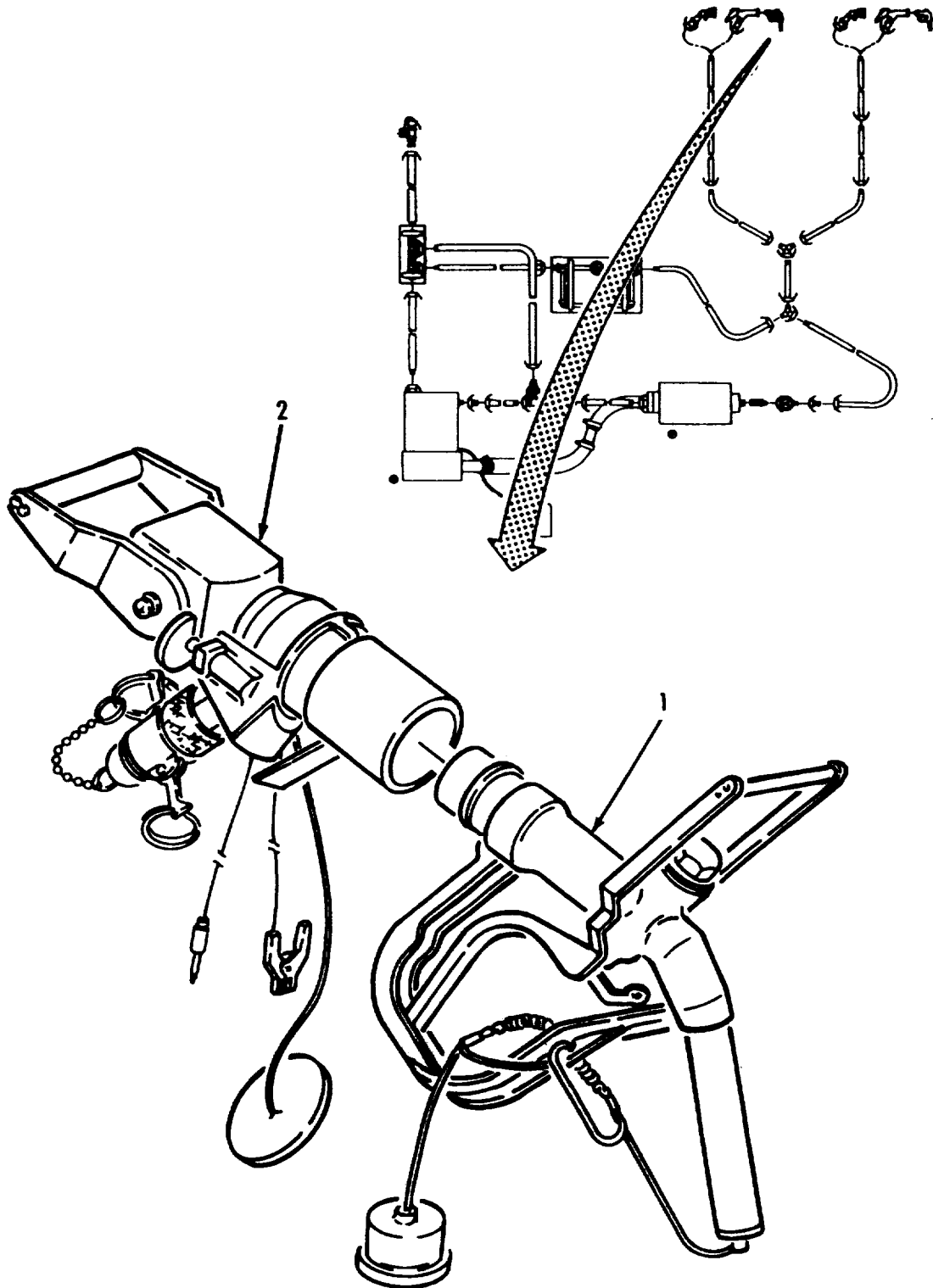


Figure 1. Gravity Feed Adapter and Closed Circuit Refueling Nozzle.

(1) ITEM NO	(2) SMR CODE	(3) NSN	(4) CAGEC	(5) PART NUMBER	(6) DESCRIPTION AND USABLE ON CODES (UOC)	(7) QTY
					GROUP 01 CLOSED CIRCUIT REFUELING NOZZLE (CCR) WITH GRAVITY FEED ADAPTER	
					FIG. 1 GRAVITY FEED ADAPTER AND CLOSED CIRCUIT REFUELING NOZZLE	
1	PAOFF		ODT23 A64033		NOZZLE ASSEMBLY GRAVITY FEED ADAPTER. SEE APPLICABLE TM FOR REPAIRS.....	2
2	PAOFF		ODT23 A64017Z		NOZZLE ASSEMBLY CLOSED CIRCUIT REFUELING. SEE APPLICABLE TM FOR REPAIRS.....	2

END OF FIGURE

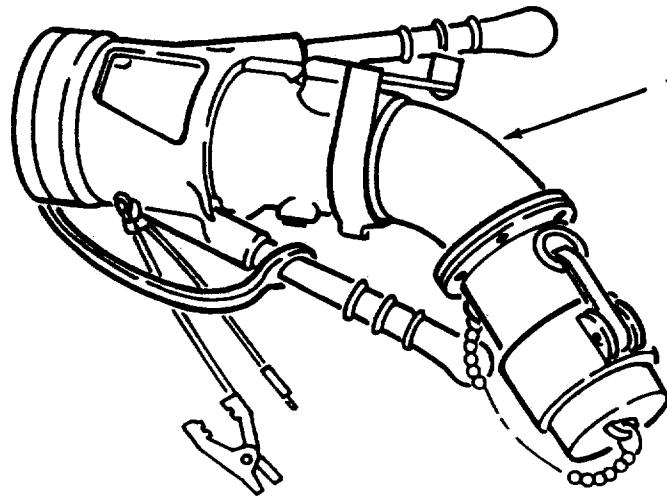


Figure 2. D-1 Nozzle.

SECTION II

TM10-4930-240-23P

(1) ITEM NO	(2) SMR CODE	(3) NSN	(4) CAGEC	(5) PART NUMBER	(6) DESCRIPTION AND USABLE ON CODES (UOC)	(7) QTY
					GROUP 02 D-1 NOZZLE ASSEMBLY	
					FIG. 2 D-1 NOZZLE	
1	PAOOO		ODT23	A61629	NOZZLE ASSEMBLY D1. SEE APPLICABLE TM FOR REPAIRS	2

END OF FIGURE

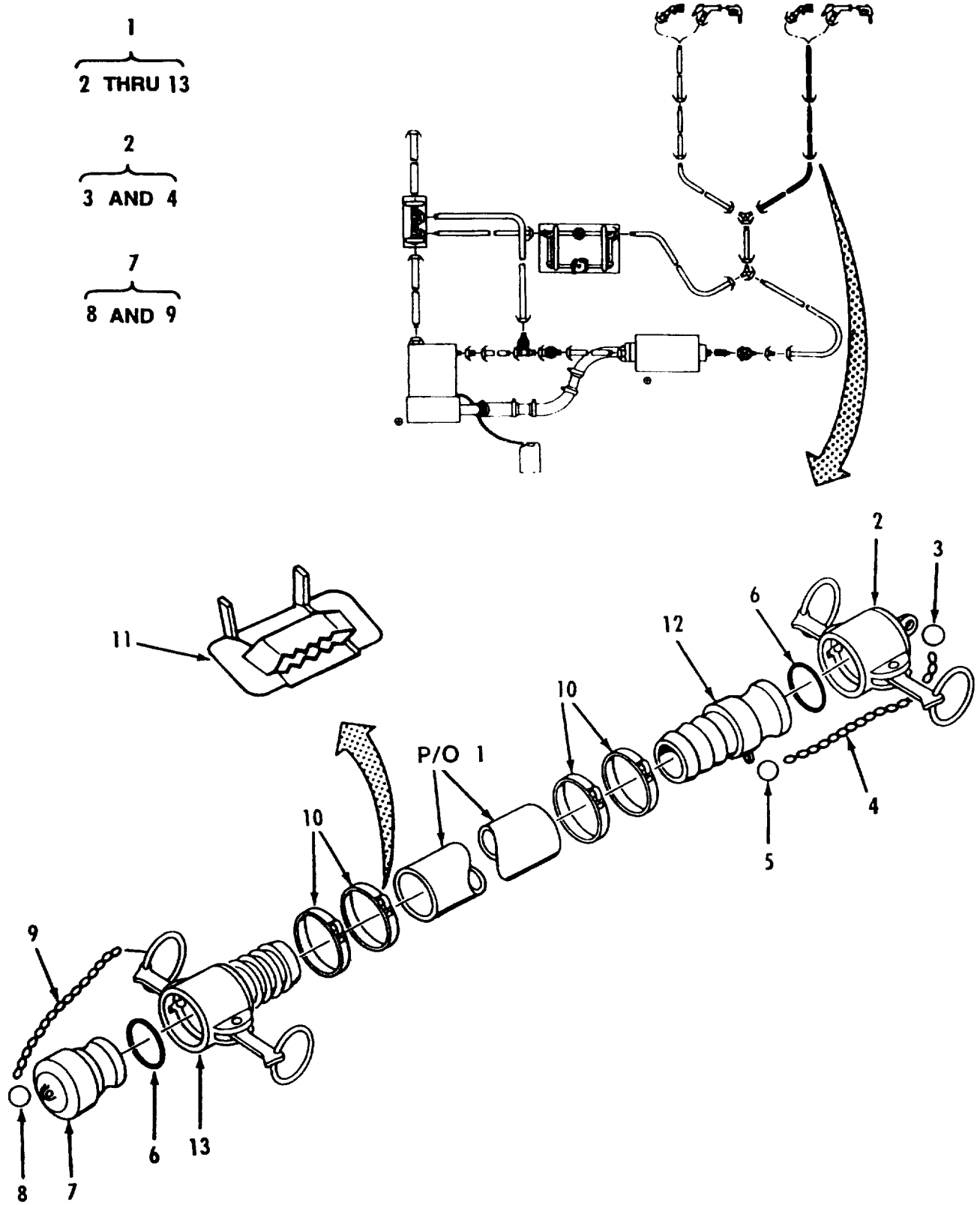


Figure 3. Collapsible Discharge 2 Inch Hose Assembly 50 FT.

SECTION II

TM10-4930-240-23P

(1) ITEM NO	(2) SMR CODE	(3) NSN	(4) CAGEC	(5) PART NUMBER	(6) DESCRIPTION AND USABLE ON CODES (UOC)	(7) QTY
					GROUP 03 HOSE ASSEMBLY DISCHARGE 2 IN. X 50 FT	
					FIG. 3 COLLAPSIBLE DISCHARGE 2 INCH HOSE ASSEMBLY 50 FT	
1	PCOOO		81349	M53095-03D500	HOSE ASSEMBLY, RUBBER	1
2	PAOOZ	4730006499100	96906	MS27028-11	.CAP, QUICK DISCONNEC REMOVE AND DISCARD STANDARD GASKET	1
3	XBOZZ	5340011778975	39428	90177A218	..HOLDER, KEY	1
4	MOOZZ		19099	CHAIN-19L	..CHAIN MAKE FROM BULK P/N RRC271TYPE2CLASS3, (81349).....	1
5	XBOZZ	5340011778975	39428	90177A218	..HOLDER, KEY	2
6	PCOZZ	5330014132126	97403	13228E1768-6	.GASKET ARCTIC	2
7	PAOOZ	4730009155127	96906	MS27029-11	.PLUG, QUICK DISCONNEC	1
8	XBOZZ	5340011778975	39428	90177A218	..HOLDER, KEY	1
9	MOOZZ		19099	CHAIN-19L	..CHAIN MAKE FROM BULK P/N RRC271TYPE2CLASS3, (81349).....	1
10	MOOZZ		19099	STRAP .75-20 IN	.STRAPPING MAKE FROM BULK P/N C206, (70847)	4
11	PAOZZ	5340002447327	70847	C256	.SEAL, STRAPPING	4
12	XBOZZ	4730009387996	96906	MS27021-11	.COUPLING HALF, QUICK	1
13	XBOZZ	4730003600943	96906	MS27025-11	.COUPLING HALF, QUICK REMOVE AND DISCARD STANDARD GASKET	1

END OF FIGURE

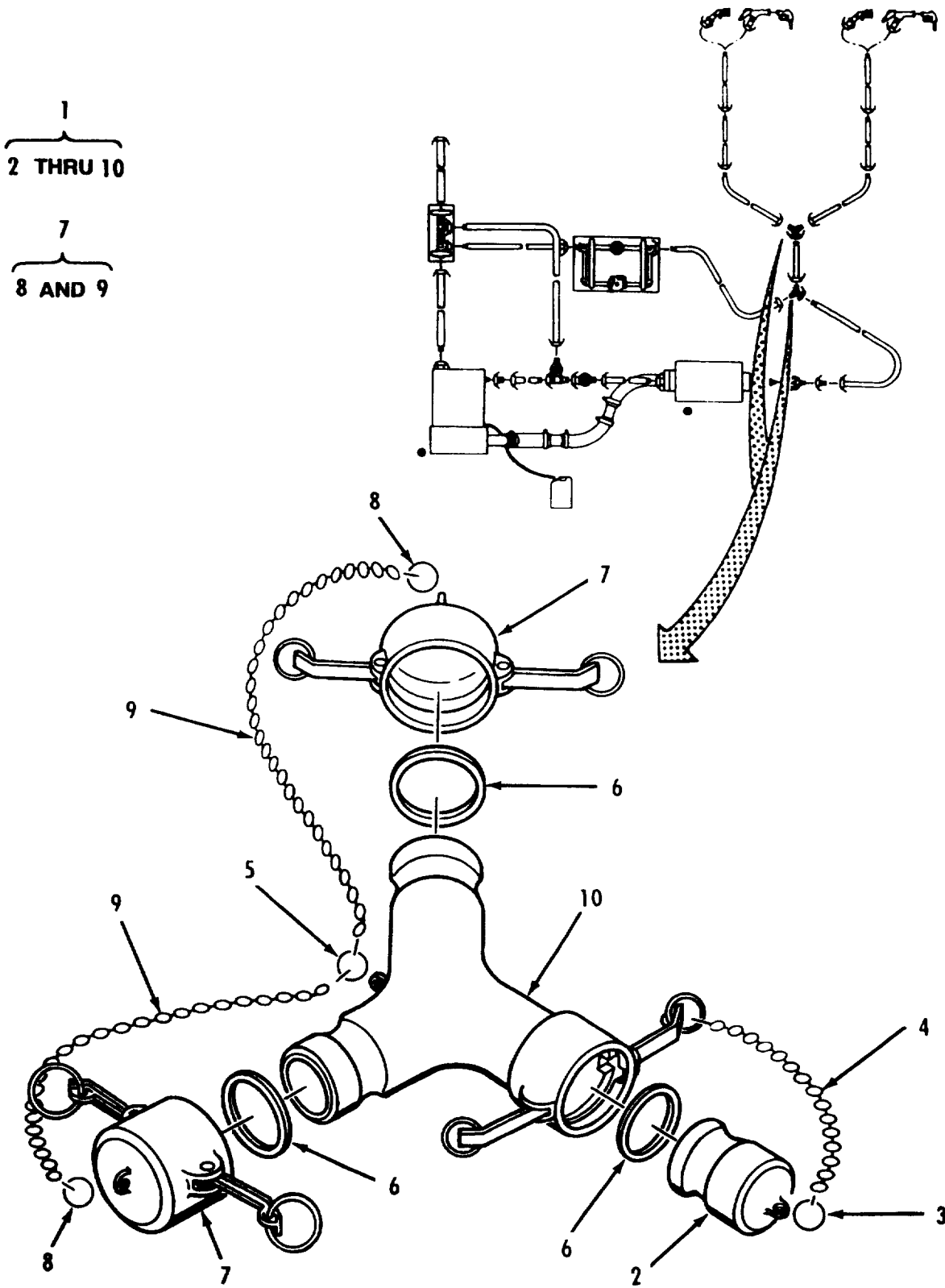


Figure 4. Wye, Quick Disconnect.

(1) ITEM NO	(2) SMR CODE	(3) NSN	(4) CAGEC	(5) PART NUMBER	(6) DESCRIPTION AND USABLE ON CODES (UOC)	(7) QTY
					GROUP 04	WYE ASSEMBLY
					FIG. 4	WYE, QUICK DISCONNECT
1	XBOOO		97403	13228E1825	WYE ASSEMBLY, QUICK	1
2	PAOOZ	4730009155127	96906	MS27029-11	.PLUG, QUICK DISCONN	1
3	XBOZZ	5340011778975	39428	90177A218	..HOLDER, KEY	1
4	MOOZZ		19099	CHAIN-19L	..CHAIN MAKE FROM BULK P/N RRC271TYPE2CLASS3, (81349).....	1
5	XBOZZ	5340011778975	39428	90177A218	..HOLDER, KEY	1
6	PCOZZ	5330014132126	97403	13228E1768-6	.GASKET ARCTIC	3
7	PAOOZ	4730006499100	96906	MS27028-11	.CAP, QUICK DISCONN	2
					DISCARD STANDARD GASKET	
8	XBOZZ	5340011778975	39428	90177A218	..HOLDER, KEY	2
9	MOOZZ		19099	CHAIN-19L	..CHAIN MAKE FROM BULK P/N RRC271TYPE2CLASS3, (81349).....	1
10	XBOZZ		97403	13228E1823	.WYE, QUICK DISCONN	1
					DISCARD STANDARD GASKET	

END OF FIGURE

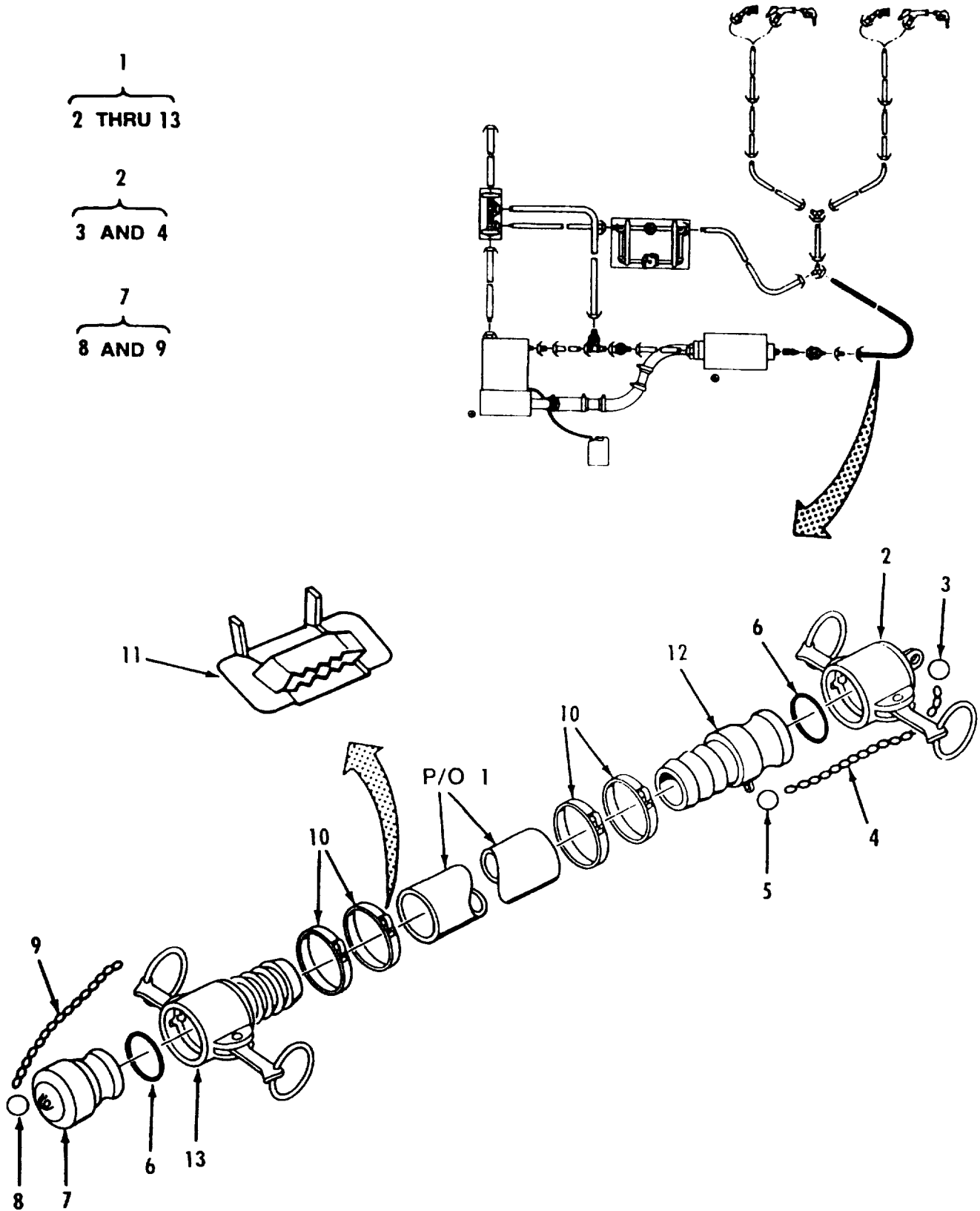


Figure 5. Collapsible Discharge 2 Inch Hose Assy., 10 Foot.

(1) ITEM NO	(2) SMR CODE	(3) NSN	(4) CAGEC	(5) PART NUMBER	(6) DESCRIPTION AND USABLE ON CODES (UOC)	(7) QTY
					GROUP 05 HOSE ASSEMBLY, DISCHARGE, 2 INCH. X 10 FT.	
					FIG. 5 COLLAPSIBLE DISCHARGE 2 INCH HOSE ASSY., 10 FOOT	
1	PCOOO		81349	M53095-03D100	HOSE ASSEMBLY, RUBBE DISCHARGE, 2 INCH, 10 FT.....	3
2	PAOOZ	4730006499100	96906	MS27028-11	.CAP, QUICK DISCONNED REMOVE AND DISCARD STANDARD GASKET	1
3	XBOZZ	5340011778975	39428	90177A218	..HOLDER, KEY.....	1
4	MOOZZ		19099	CHAIN-19L	..CHAIN MAKE FROM BULK P/N RRC271TYPE2CLASS3, (81349).....	1
5	XBOZZ	5340011778975	39428	90177A218	..HOLDER, KEY.....	1
6	PCOZZ	5330014132126	97403	13228E1768-6	.GASKET ARCTIC.....	2
7	PAOOZ	4730009155127	96906	MS27029-11	.PLUG, QUICK DISCONNED	1
8	XBOZZ	5340011778975	39428	90177A218	HOLDER, KEY	1
9	MOOZZ		19099	CHAIN-19L	..CHAIN MAKE FROM BULK P/N RRC271TYPE2CLASS3, (81349).....	1
10	MOOZZ		19099	STRAP .75-20 IN	.STRAPPING MAKE FROM BULK P/N C206, (70847)	4
11	PAOZZ	5340002447327	70847	C256	.SEAL, STRAPPING	4
12	XBOZZ	4730009387996	96906	MS27021-11	.COUPLING HALF, QUICK.....	1
13	XBOZZ	4730003600943	96906	MS27025-11	.COUPLING HALF, QUICK REMOVE AND DISCARD STANDARD GASKET	1

END OF FIGURE

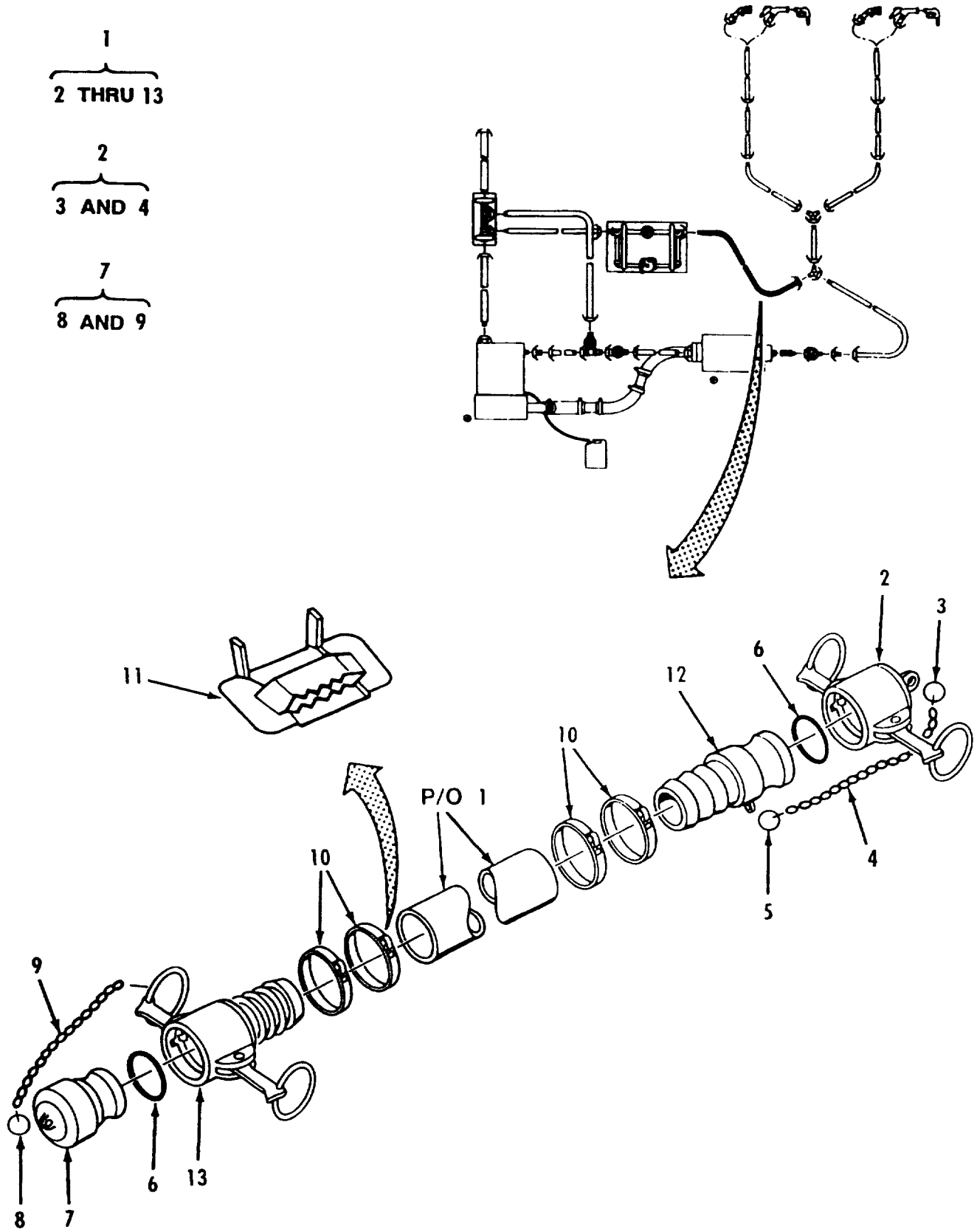


Figure 6. Non-Collapsible Suction 2 Inch Hose Assembly, 10 FT.

SECTION II

TM10-4930-240-23P

(1) ITEM NO	(2) SMR CODE	(3) NSN	(4) CAGEC	(5) PART NUMBER	(6) DESCRIPTION AND USABLE ON CODES (UOC)	(7) QTY
					GROUP 06 HOSE ASSY. DISCHARGE 2 IN. X 10 FT.	
					FIG. 6 NON-COLLAPSIBLE SUCTION 2 INCH HOSE ASSEMBLY, 10 FT	
1	PCOOO		81349	M53096-06B2A100	HOSE ASSEMBLY SUCTION, 2 INCH, 10 FT.	1
2	PAOOZ	4730006499100	96906	MS27028-11	.CAP, QUICK DISCONNec REMOVE AND DISCARD STANDARD GASKET	1
3	XBOZZ	5340011778975	39428	90177A218	..HOLDER, KEY	1
4	MOOZZ		19099	CHAIN-19L	..CHAIN MAKE FROM BULK P/N RRC271TYPE2CLASS3, (81349).....	1
5	XBOZZ	5340011778975	39428	90177A218	..HOLDER, KEY	2
6	PCOZZ	5330014132126	97403	13228E1768-6	..GASKET ARCTIC	2
7	PAOOZ	4730009155127	96906	MS27029-11	..PLUG, QUICK DISCONNec	1
8	XBOZZ	5340011778975	39428	90177A218	..HOLDER, KEY	1
9	MOOZZ		19099	CHAIN-19L	..CHAIN MAKE FROM BULK P/N RRC271TYPE2CLASS3, (81349).....	1
10	MOOZZ		19099	STRAP .5-20 IN	..STRAPPING MAKE FROM BULK P/N C204, (70847)	4
11	PAOZZ	5340002447325	70847	C254	..SEAL, STRAPPING	4
12	XBOZZ	4730009387996	96906	MS27021-11	..COUPLING HALF, QUICK	1
13	XBOZZ	4730003600943	96906	MS27025-11	..COUPLING HALF, QUICK REMOVE AND..... DISCARD STANDARD GASKET	1

END OF FIGURE

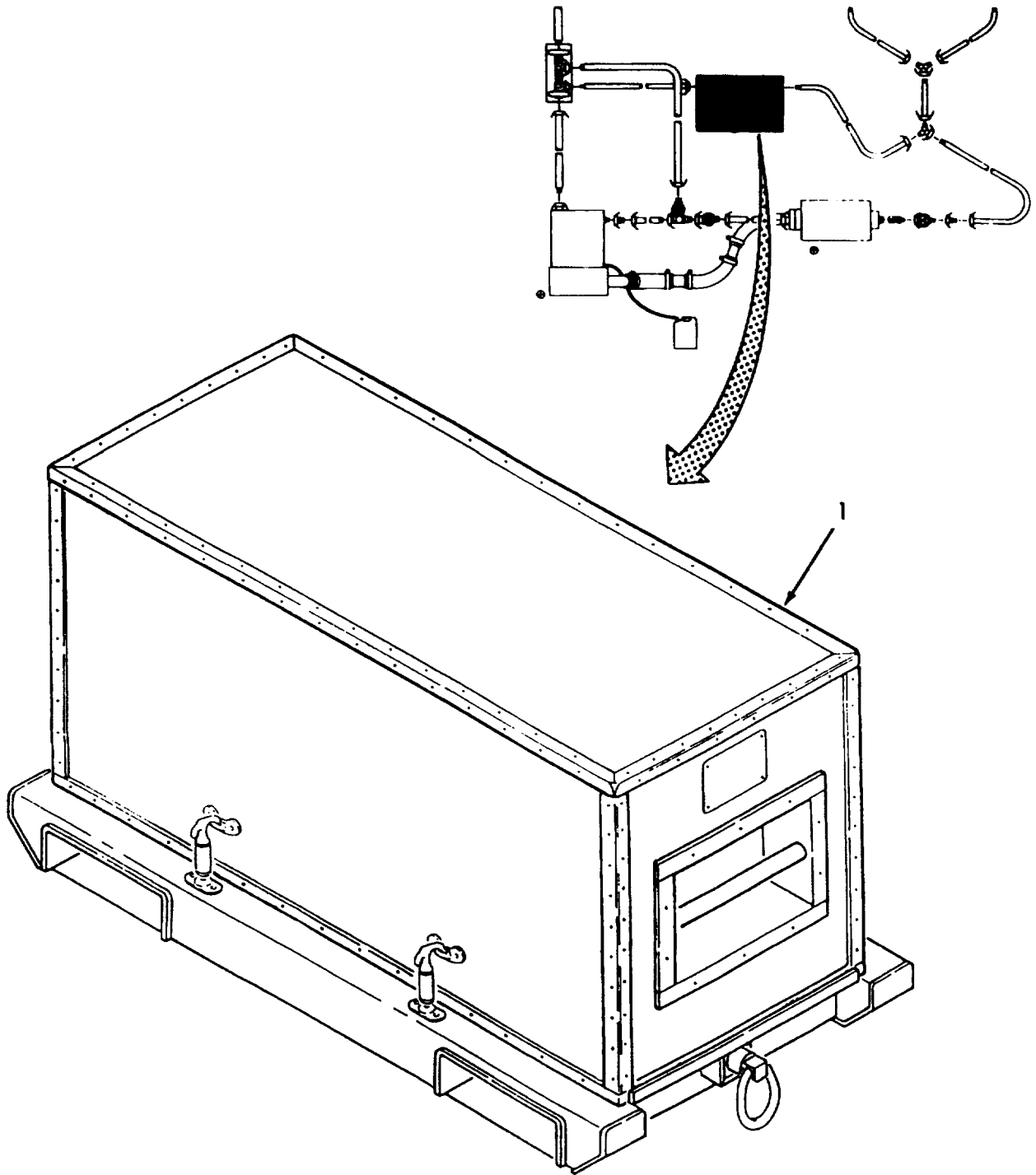


Figure 7. Pressure Reducing Skid Assembly.

SECTION II

TM10-4930-240-23P

(1) ITEM NO	(2) SMR CODE	(3) NSN	(4) CAGEC	(5) PART NUMBER	(6) DESCRIPTION AND USABLE ON CODES (UOC)	(7) QTY
					GROUP 07 PRESSURE REDUCING ASSEMBLY	
					FIG. 7 PRESSURE REDUCING SKID ASSEMBLY	
1	XBOFF		97403	13230E2900	SKID ASSEMBLY PRESSURE REDUCER	1

END OF FIGURE

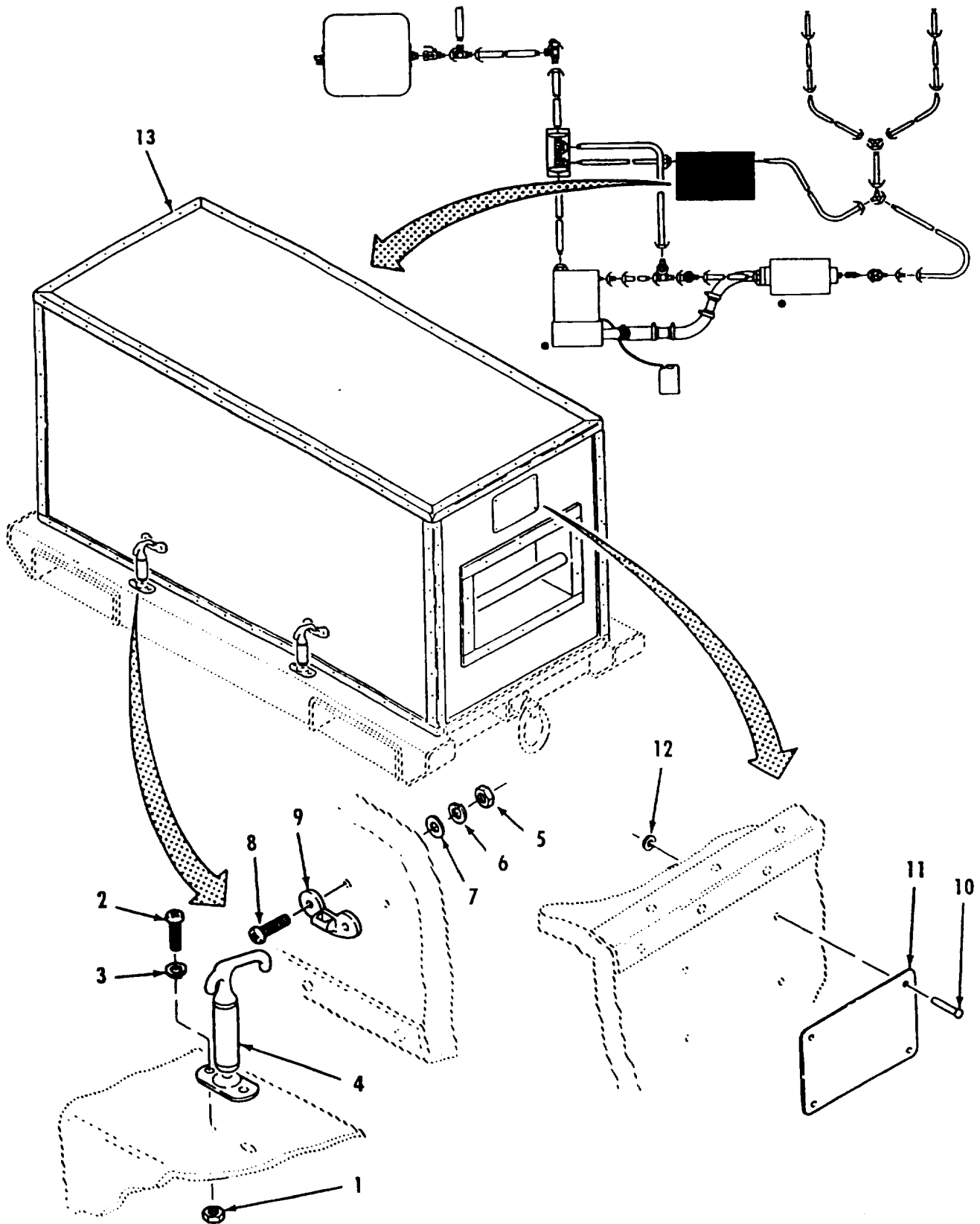


Figure 8. Pressure Reducing Skid (Fastner, Latch and Cover) (Sheet 1 of 2).

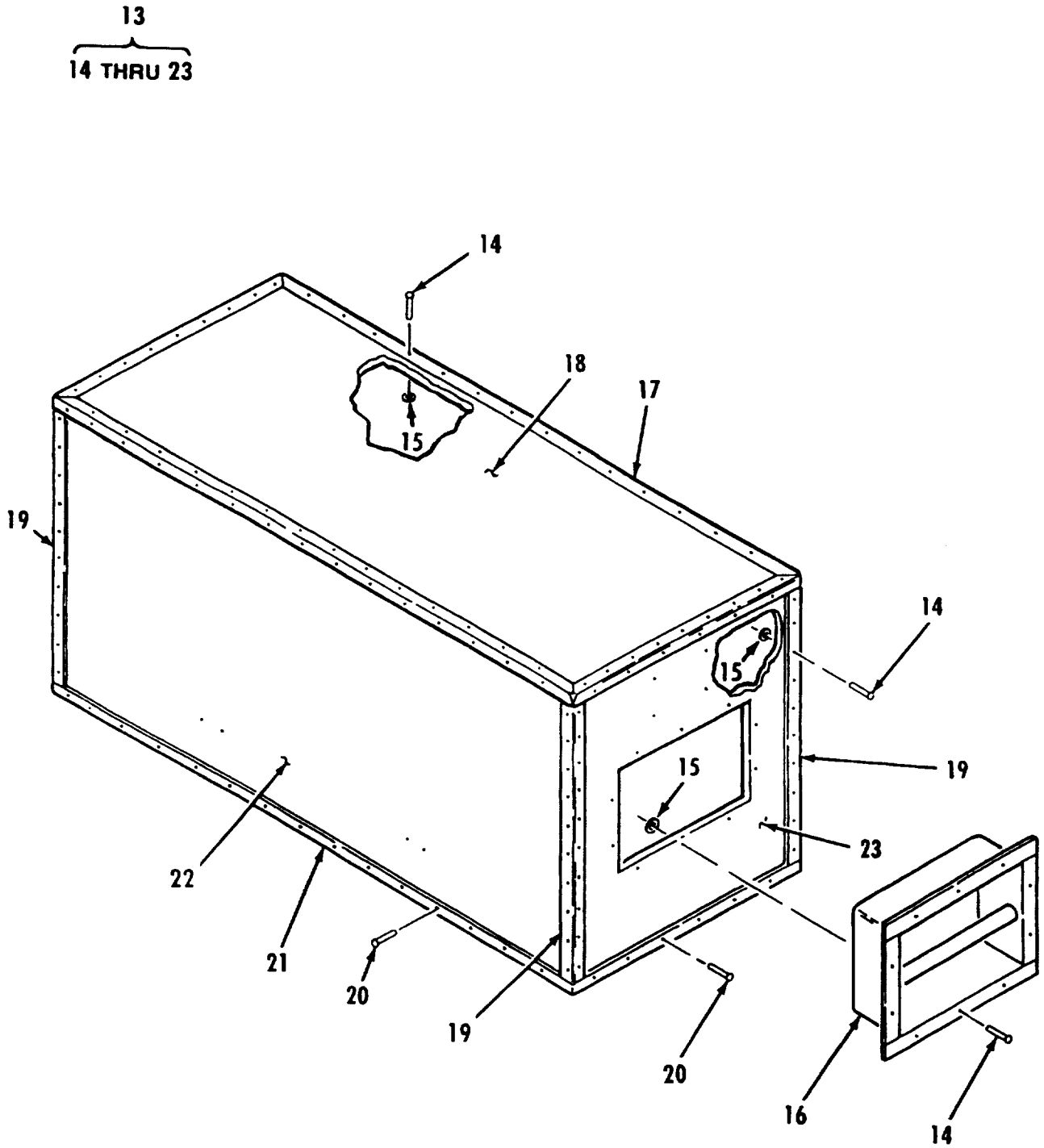


Figure 8. Pressure Reducing Skid (Fastner, Latch and Cover) (Sheet 2 of 2).

(1) ITEM NO	(2) SMR CODE	(3) NSN	(4) CAGEC	(5) PART NUMBER	(6) DESCRIPTION AND USABLE ON CODES (UOC)	(7) QTY
GROUP 07 PRESSURE REDUCING ASSEMBLY						
FIG. 8 PRESSURE REDUCING SKID (FASTENER, LATCH AND COVER)						
1	PAOZZ		96906	MS35649-202	.NUT, PLAIN, HEX	8
2	PAOZZ	5305009846211	96906	MS35206-264	.SCREW, MACHINE	8
3	PAOZZ	5310000453296	96906	MS35338-43	.WASHER, LOCK	8
4	XBOZZ		19220	9663-50	.FASTENER, CYLINDER	4
5	PAOZZ	5310009349757	96906	MS35649-282	.NUT, PLAIN, HEXAGON	8
6	PAOZZ	5310000453299	96906	MS35338-42	.WASHER, LOCK	8
7	PAOZZ	5310012531618	96906	MS51412-18	.WASHER, FLAT	8
8	PAOZZ	5305009846195	96906	MS35206-247	.SCREW, MACHINE	8
9	XBOZZ		19220	9663-3	.PLATE, CATCH	4
10	PAOZZ	5320008244760	81349	M24243/1-B408	.RIVET, BLIND	4
11	XBOZZ		97403	13230E2891	.PLATE, IDENTIFICATIO	1
12	XBOZZ		8C244	ABUP-4	.PLATE, BACKUP	4
13	XBOOO		97403	13230E2902	.COVER	1
14	PAOZZ	5320008244760	81349	M24243/1-B408	..RIVET, BLIND	172
15	XBOZZ		8C244	ABUP-4	..PLATE, BACKUP	172
16	XBOZZ		97403	13230E2865	..HANDLE, LIFT	2
17	XBOZZ		97403	13230E2913	..FRAME, UPPER	1
18	XBOZZ		97403	13230E2918	..PANEL, TOP	1
19	XBOZZ		97403	13230E2915	..POST, CORNER	4
20	PAOZZ	5320004545156	81349	M24243/1-B610	..RIVET, BLIND	52
21	XBOZZ		97403	13230E2914	..FRAME, LOWER	1
22	XBOZZ		97403	13230E2917	..PANEL, SIDE	2
23	XBOZZ		97403	13230E2916	..PANEL, END	2

END OF FIGURE

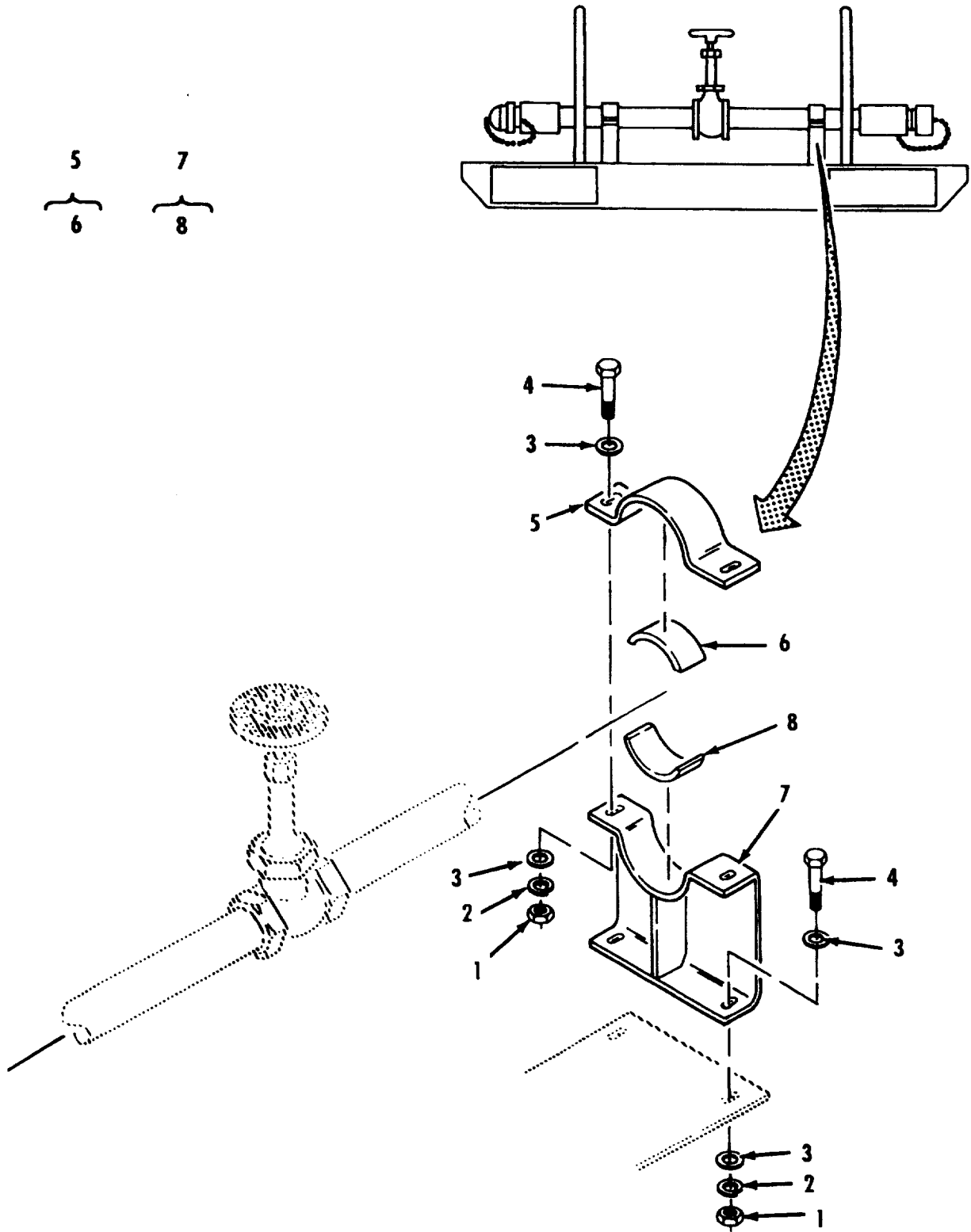


Figure 9. Pressure Reducing Skid (Tiedown Strap and Mounting Bracket).

(1) ITEM NO	(2) SMR CODE	(3) NSN	(4) CAGEC	(5) PART NUMBER	(6) DESCRIPTION AND USABLE ON CODES (UOC)	(7) QTY
					GROUP 07	PRESSURE REDUCING ASSEMBLY
					FIG. 9	PRESSURE REDUCING SKID (TIEDOWN STRAP AND MOUNTING BRACKET)
1	PAOZZ	5310009971888	96906	MS35649-2252	.NUT, PLAIN, HEXAGON	2
2	PAOZZ	5310005825965	96906	MS35338-44	.WASHER, LOCK	2
3	PAOZZ	5310008094058	96906	MS27183-10	.WASHER, FLAT	3
4	PAOZZ	5305002253843	80204	B1821BH025C100N	.SCREW, CAP, HEXAGON H	16
5	XBOOO		97403	13230E2923	.STRAP, TIEDOWN	4
6	MOOZZ		19099	13229E3802-1X2.5 0 IN	..FOAM, CLOSED CELL MAKE FROM BULK P/N 07320206, (89616)	1
7	XBOOO		97403	13230E2903	.BRACKET, MOUNTING	4
8	MOOZZ		19099	13229E3802-1X2.5 0 IN	..FOAM, CLOSED CELL MAKE FROM BULK P/N 07320206, (89616)	1

END OF FIGURE

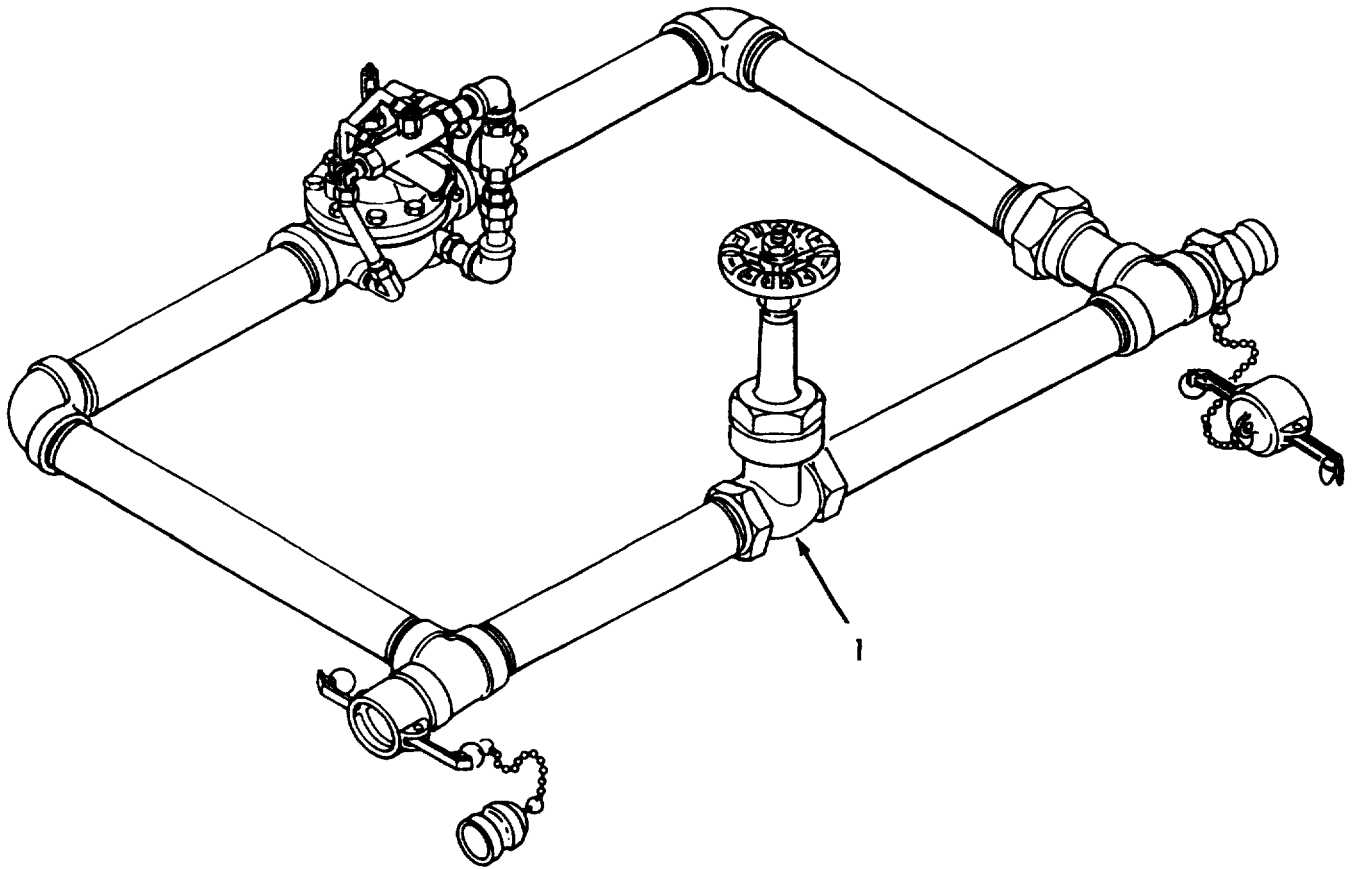


Figure 10. Pressure Reducing Skid (Pressure Reducing Assembly).

SECTION II

TM10-4930-240-23P

(1) ITEM NO	(2) SMR CODE	(3) NSN	(4) CAGEC	(5) PART NUMBER	(6) DESCRIPTION AND USABLE ON CODES (UOC)	(7) QTY
					GROUP 07 PRESSURE REDUCING ASSEMBLY	
					FIG. 10 PRESSURE REDUCING SKID (PRESSURE REDUCING ASSEMBLY)	
1	XBOFF		97403	1322BE1795	.PRESSURE REDUCING	1

END OF FIGURE

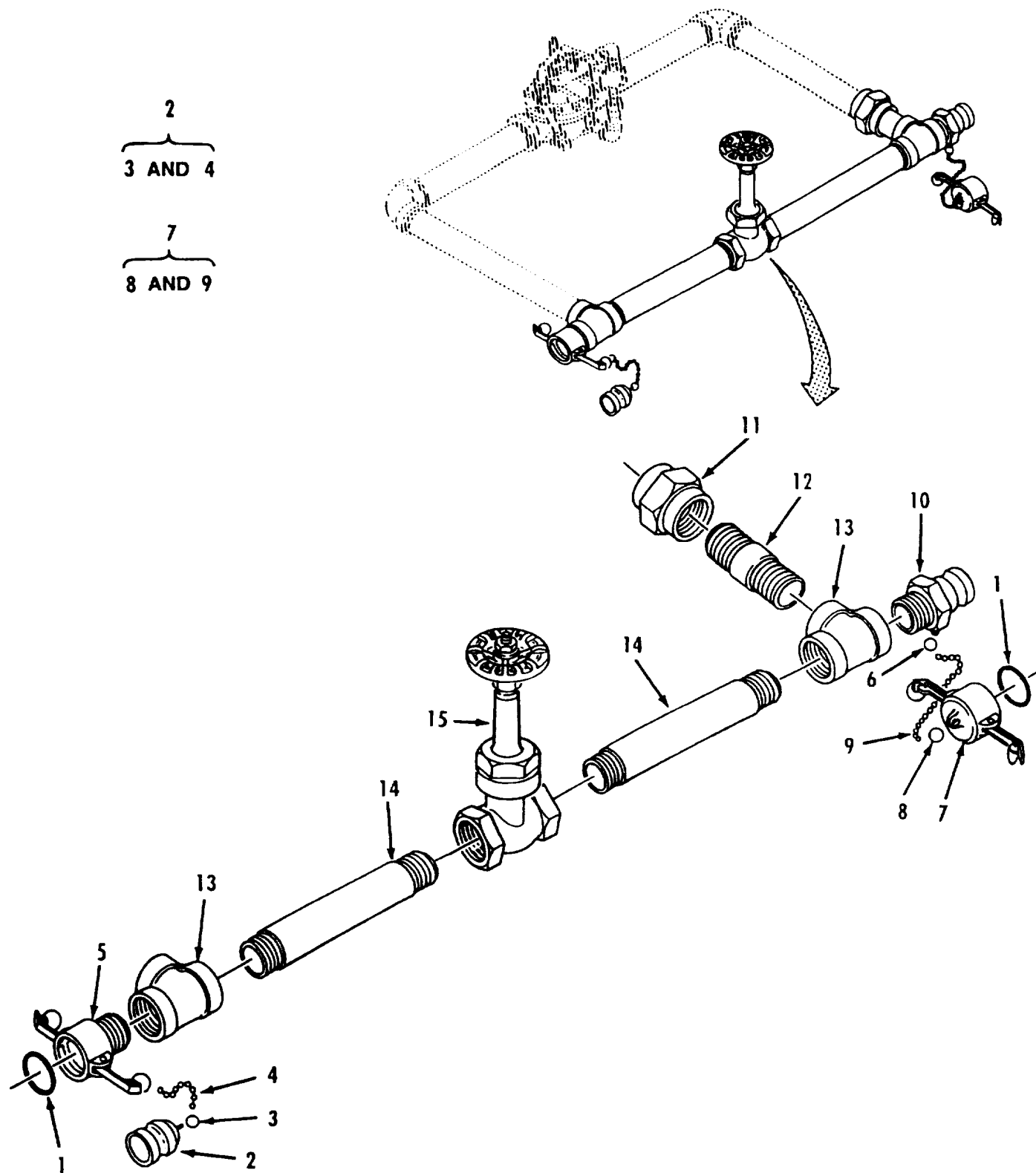


Figure 11. Pressure Reducing Skid (Union, Couplings, and 2 Inch Gate Valve).

(1) ITEM NO	(2) SMR CODE	(3) NSN	(4) CAGEC	(5) PART NUMBER	(6) DESCRIPTION AND USABLE ON CODES (UOC)	(7) QTY
					GROUP 07	PRESSURE REDUCING ASSEMBLY
					FIG. 11	PRESSURE REDUCING SKID (UNION, COUPLINGS, AND 2 INCH GATE VALVE)
1	PCOZZ	5330014132126	97403	13228E1768-6	..GASKET ARCTIC	2
2	PAOOZ	4730009155127	96906	MS27029-11	..PLUG, QUICK DISCONNEN	1
3	XBOZZ	5340011778975	39428	90177A218	...HOLDER, KEY	1
4	MOOZZ		19099	CHAIN-19L	...CHAIN MAKE FROM BULK P/N RRC271TYPE2CLASS3, (81349).....	1
5	PAOZZ	4730000889285	96906	MS27026-11	..COUPLING HALF, QUICK REMOVE AND DISCARD STANDARD GASKET	1
6	XBOZZ	5340011778975	39428	90177A218	..HOLDER, KEY	1
7	PAOOZ	4730006499100	96906	MS27028-11	..CAP, QUICK DISCONNEN REMOVE AND DISCARD STANDARD GASKET	1
8	XBOZZ	5340011778975	39428	90177A218	...HOLDER, KEY	1
9	MOOZZ		19099	CHAIN-19L	...CHAIN MAKE FROM BULK P/N RRC271TYPE2CLASS3, (81349).....	1
10	PAOZZ	4730009387997	96906	MS27022-11	..COUPLING HALF, QUICK	1
11	XBOZZ	4730002401679	81348	WWU531-18TA	..UNION, PIPE	1
12	XBOZZ	4730001961472	96906	MS51953-193	..NIPPLE, PIPE	1
13	XBOZZ		81348	WW-P-521	..FITTING, PIPE TEE, Y-II-2X2X2 INCH	2
14	XBOZZ		97403	13228E1795-12	..PIPE/TUBE	1
15	XBOZZ		82666	B-122 2	..VALVE, GATE 2 INCH	1

END OF FIGURE

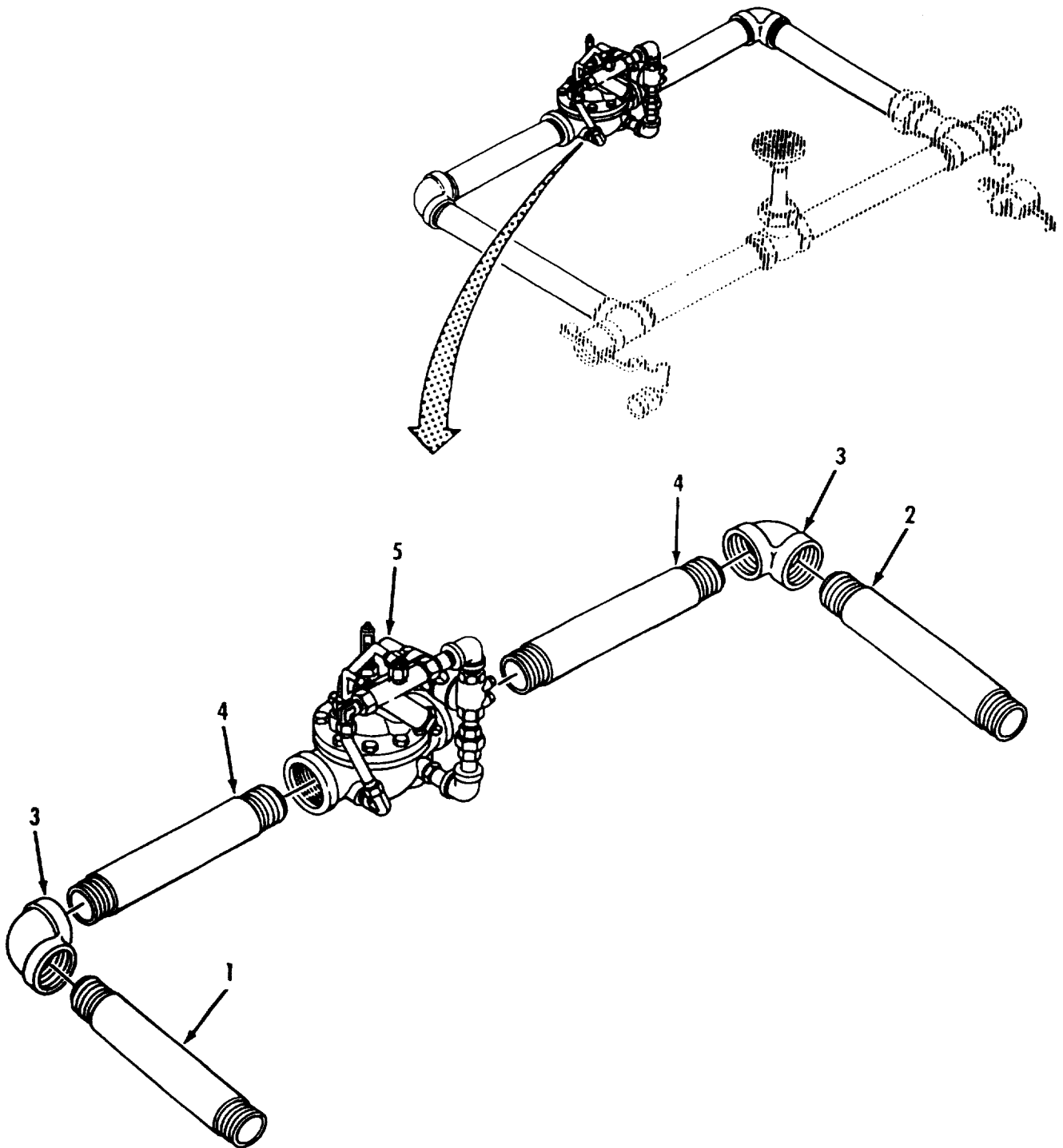


Figure 12. Pressure Reducing Skid (Pressure Relief Valve Assembly).

(1) ITEM NO	(2) SMR CODE	(3) NSN	(4) CAGEC	(5) PART NUMBER	(6) DESCRIPTION AND USABLE ON CODES (UOC)	(7) QTY
					GROUP 07 PRESSURE REDUCING ASSEMBLY	
					FIG. 12 PRESSURE REDUCING SKID (PRESSURE RELIEF VALVE ASSEMBLY)	
1	XBOZZ		97403	13228E1795-4	PIPE/TUBE ASTM-B241, AL, PIPE, SCH40, 6061-T6p2"IPS, 8.06L.....	1
2	XBOZZ		97403	13228E1795-16	PIPE/TUBE ASTM-B-241, AL, PIPE, SCH40, 6061-T6, 2"IPS, 11.62L.....	1
3	XBOZZ		OUT77	1101-2INCH	FITTING, PIPE.....	1
4	XBOZZ		97403	13228E1795-2	PIPE/TUBE	2
5	XBOOO		86184	50AF-2	VALVE, REGULATING	1

END OF FIGURE

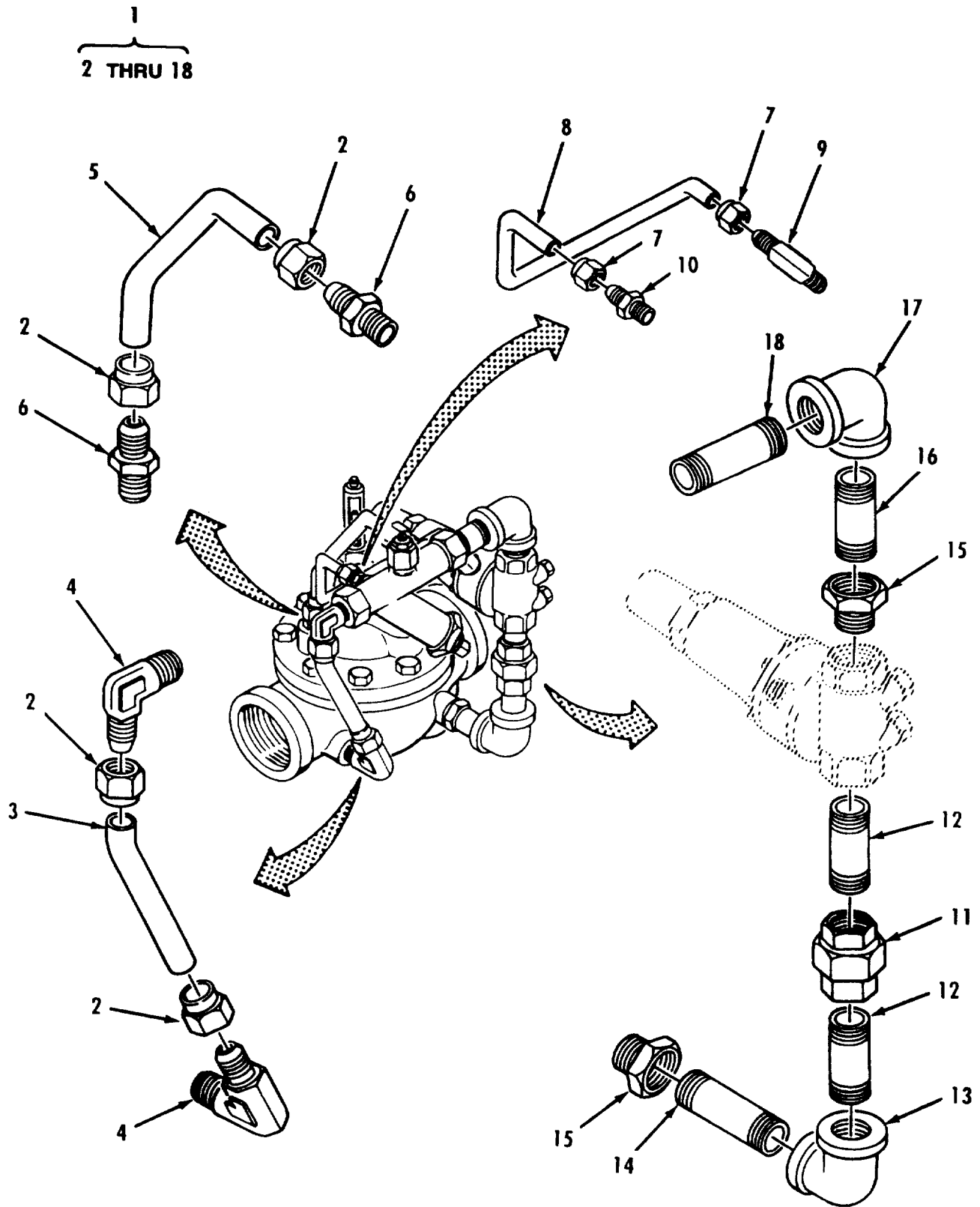


Figure 13. Pressure Reducing Skid (Fittings and Tubing Pressure Relief Valve Assembly).

(1) ITEM NO	(2) SMR CODE	(3) NSN	(4) CAGEC	(5) PART NUMBER	(6) DESCRIPTION AND USABLE ON CODES (UOC)	(7) QTY
					GROUP 07	PRESSURE REDUCING ASSEMBLY
					FIG. 13	PRESSURE REDUCING SKID (FITTINGS AND TUBING PRES- SURE RELIEF VALVE ASSEMBLY)
1	XBOOO		86184	6986609D	...FITTINGS & TUBING	1
2	XBOZZ		86184	6731102H	...NUT	4
3	XBOZZ		86184	7362012C	...TUBING	1
4	XBOZZ		86184	6730606J	...ELBOW	2
5	XBOZZ		86184	7362013A	...TUBING	1
6	XBOZZ		86184	6730707E	...CONNECTOR	2
7	XBOZZ		86184	6731101K	...NUT	2
8	XBOZZ		86184	8917911D	...TUBING	1
9	XBOZZ		86184	6730601K	...ELBOW	1
10	XBOZZ		86184	6730706G	...CONNECTOR	1
11	XBOZZ		86184	6786404B	...UNION	1
12	XBOZZ		86184	6758801C	...NIPPLE	2
13	XBOZZ		86184	6786204F	...ELBOW	1
14	XBOZZ		86184	6758802A	...NIPPLE	1
15	XBOZZ		86184	6764410E	...BUSHING	2
16	XBOZZ		86184	6758701E	...NIPPLE	1
17	XBOZZ		86184	6786255H	...ELBOW	1
18	XBOZZ		86184	6758703A	...NIPPLE	1

END OF FIGURE

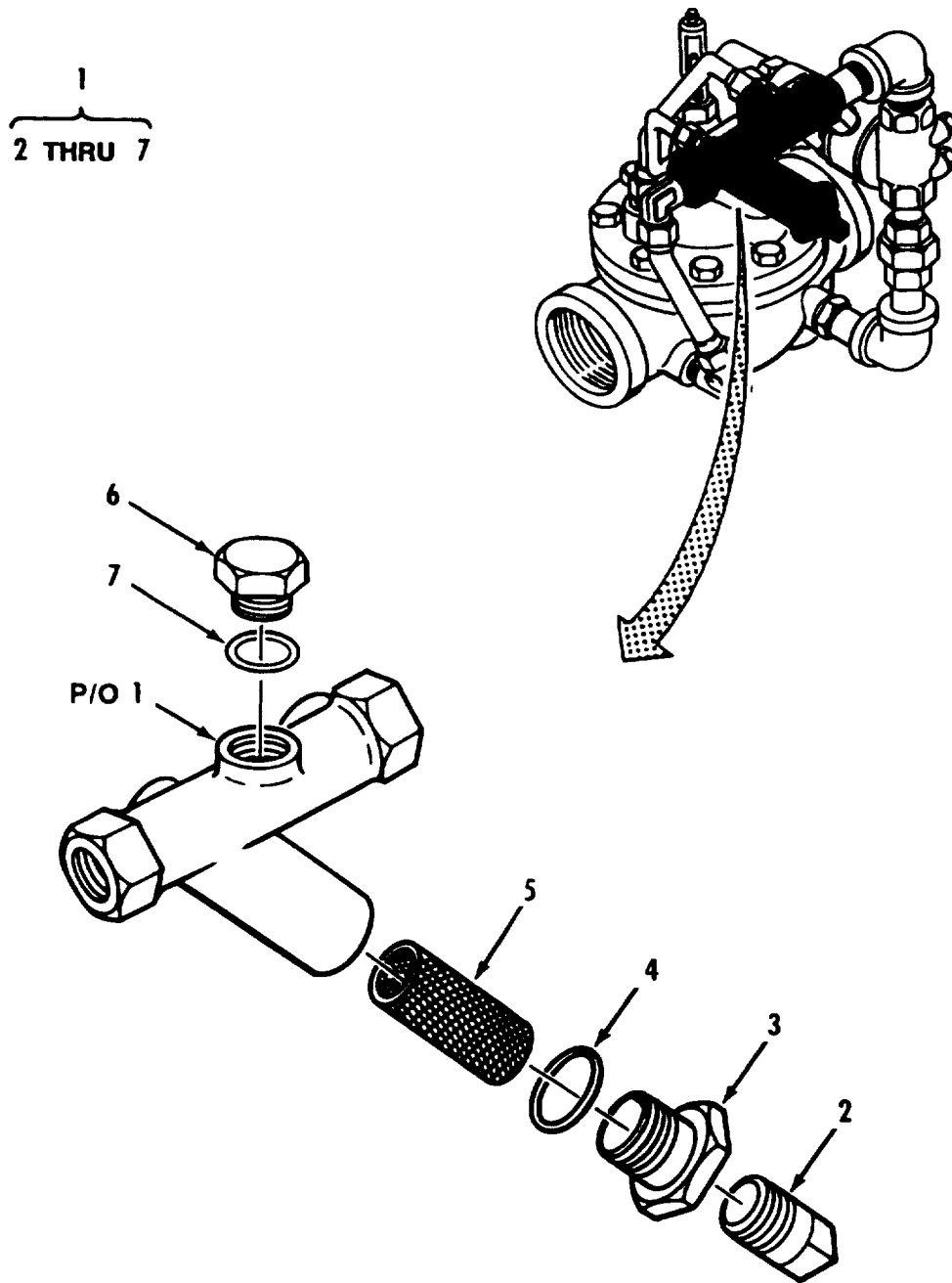


Figure 14. Pressure Relief Valve (Strainer).

(1) ITEM NO	(2) SMR CODE	(3) NSN	(4) CAGEC	(5) PART NUMBER	(6) DESCRIPTION AND USABLE ON CODES (UOC)	(7) QTY
					GROUP 07 PRESSURE REDUCING ASSEMBLY	
					FIG. 14 PRESSURE RELIEF VALVE (STRAINER)	
1	XBOOO		86184	7131003B	...STRAINER ASSEMBLY	1
2	XBOZZ		86184	6784702A	...PLUG	1
3	XBOZZ		86184	67911J	...PLUG	1
4	PCOZZ		86184	00751J	...PACKING, PERFORMED.....	1
5	XBOZZ		86184	68373A	...STRAINER	1
6	XBOZZ		86184	7138401A	...PLUG	1
7	XBOZZ		86184	00713J	...PACKING, PERFORMED.....	1

END OF FIGURE

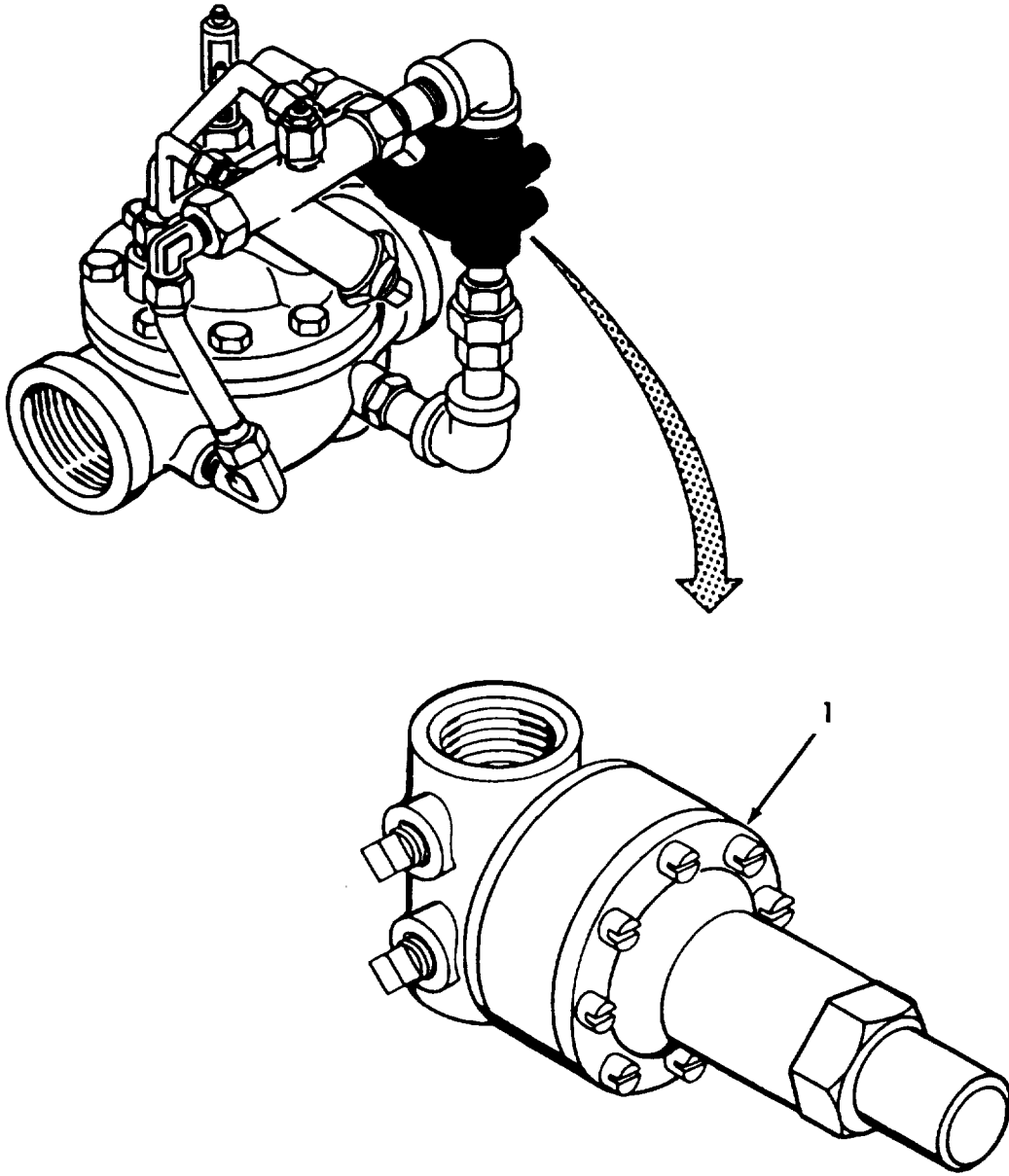


Figure 15. Pressure Relief Valve (Pressure Relief Control Valve).

SECTION II

TM10-4930-240-23P

(1) ITEM NO	(2) SMR CODE	(3) NSN	(4) CAGEC	(5) PART NUMBER	(6) DESCRIPTION AND USABLE ON CODES (UOC)	(7) QTY
					GROUP 07 PRESSURE REDUCING ASSEMBLY	
					FIG. 15 PRESSURE RELIEF VALVE (PRESSURE RELIEF CONTROL VALVE)	
1	XBOOO		86184	7922202C	...VALVE, PRESSURE RELI	1
					END OF FIGURE	

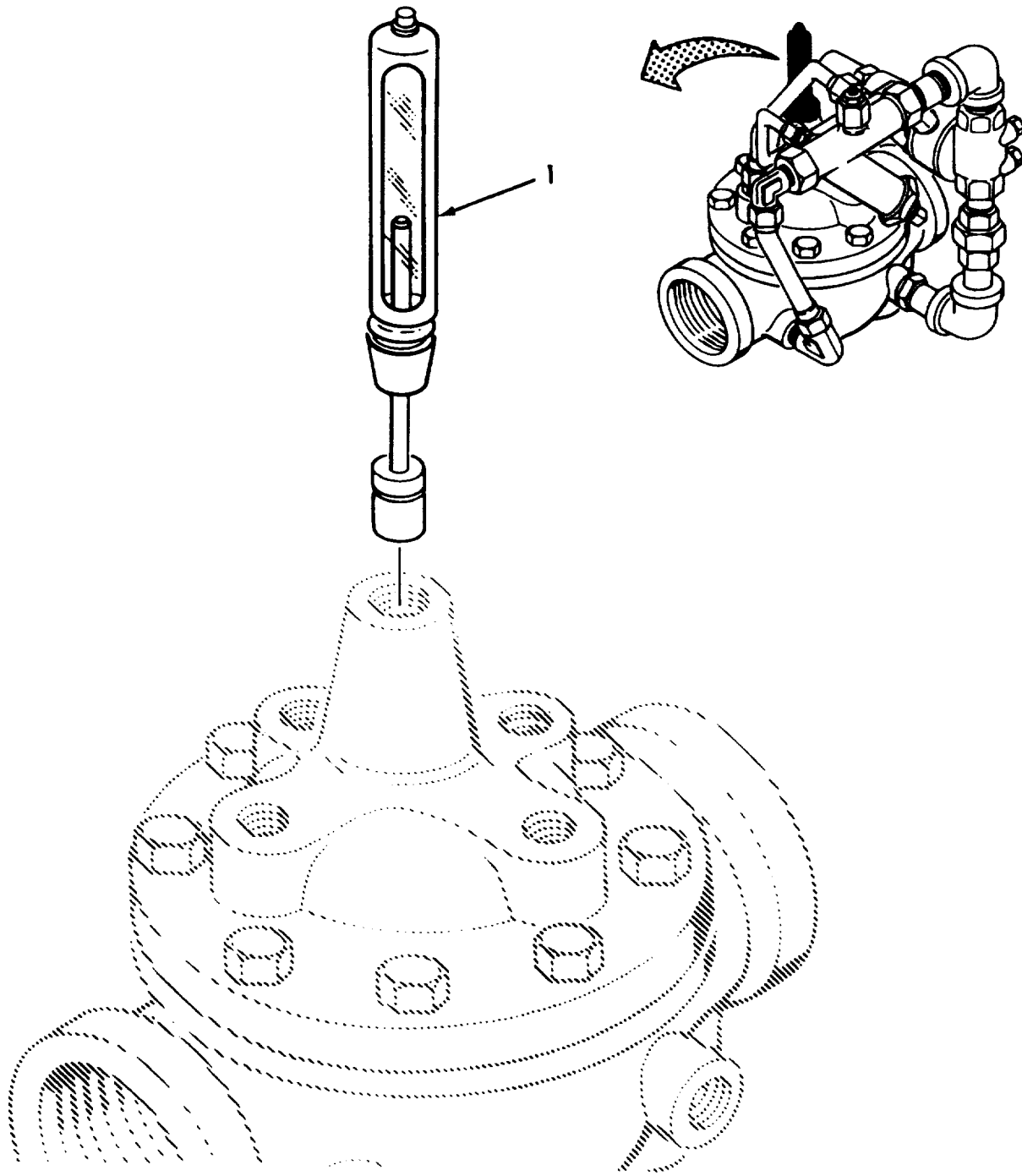


Figure 16. Pressure Relief Valve (Indicator Valve, Sight Glass).

SECTION II

TM10-4930-240-23P

(1) ITEM NO	(2) SMR CODE	(3) NSN	(4) CAGEC	(5) PART NUMBER	(6) DESCRIPTION AND USABLE ON CODES (UOC)	(7) QTY
					GROUP 07 PRESSURE REDUCING ASSEMBLY	
					FIG. 16 PRESSURE RELIEF VALVE (INDICATOR VALVE, SIGHT GLASS)	
1	XBOZZ		86184	C8972G	...INDICATOR	1
					END OF FIGURE	

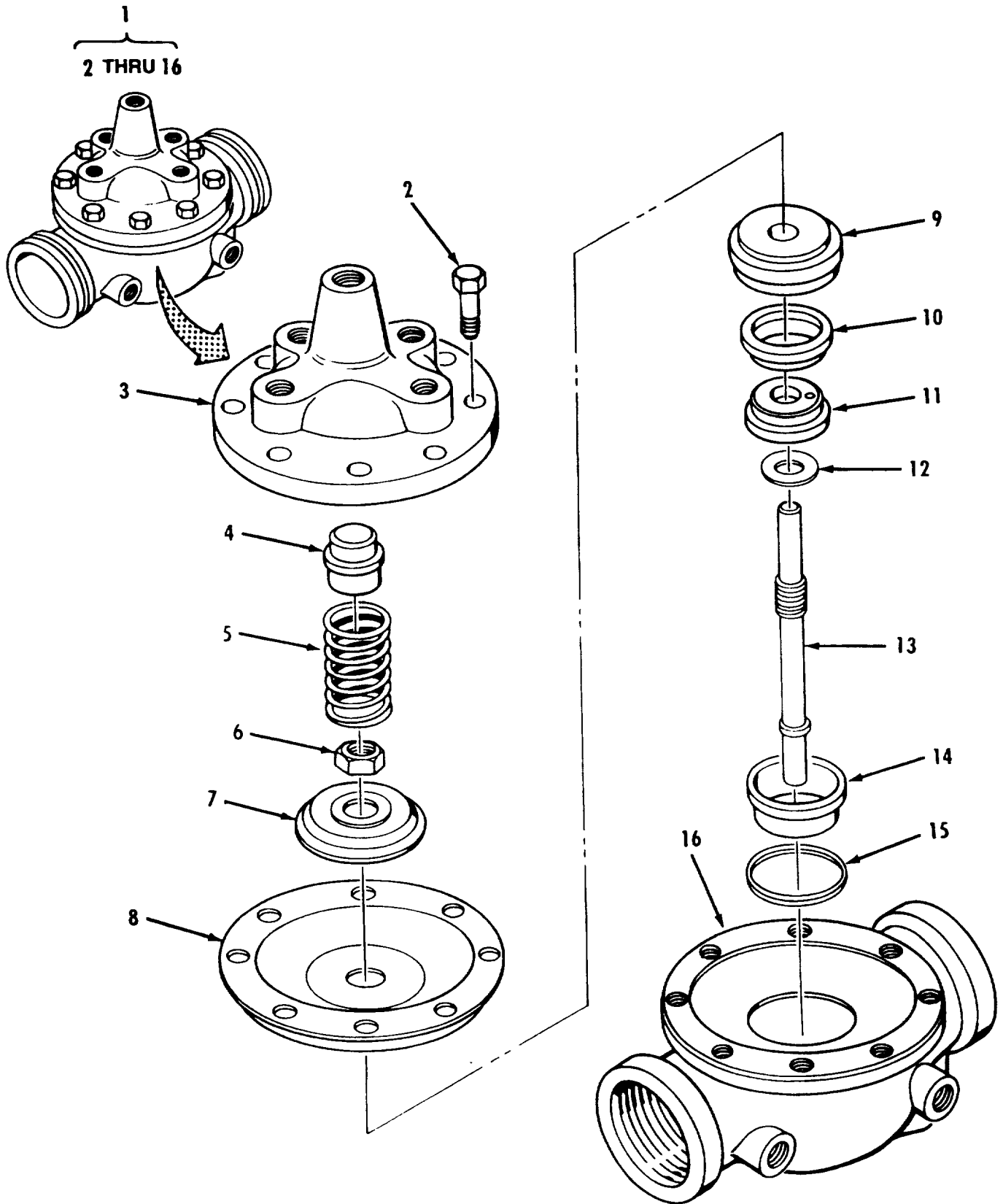


Figure 17. Pressure Relief Valve (Pressure Regulating Valve Assembly).

SECTION II

TM10-4930-240-23P

(1) ITEM NO	(2) SMR CODE	(3) NSN	(4) CAGEC	(5) PART NUMBER	(6) DESCRIPTION AND USABLE ON CODES (UOC)	(7) QTY
					GROUP 07	PRESSURE REDUCING ASSEMBLY
					FIG. 17	PRESSURE RELIEF VALVE (PRESSURE REGULATING VALVE ASSEMBLY)
1	XBOOO		86184	100-01-2640J	...VALVE, PRESSURE REGU	1
2	XBOZZ		86184	6760597C	...BOLT	8
3	XBOZZ		86184	C7326G	...COVER	1
4	XBOZZ		86184	C7371C	...COVER, SPRING	1
5	XBOZZ		86184	C3147A	...SPRING	1
6	XBOZZ		86184	8937601G	...NUT	1
7	XBOZZ		86184	6873D	...WASHER	1
8	PCOZZ	4820000359916	86184	C1493A	...DIAPHRAGM, VALVE, FLA	1
9	XBOZZ		86184	C6484E	...RETAINER	1
10	XBOZZ		86184	V5232D	...SPACER	2
11	XBOZZ		86184	V5564K	...DISC	1
12	XBOZZ		86184	V5492D	...GUIDE	1
13	XBOZZ		86184	V5499J	...STEM	1
14	XBOZZ		86184	V5496E	...SEAT	1
15	PCOZZ	5330012727463	86184	00777D	...PACKING, PREFORMED	1
16	XBOZZ		86184	C8014H	...BODY, VALVE	1

END OF FIGURE

2
3

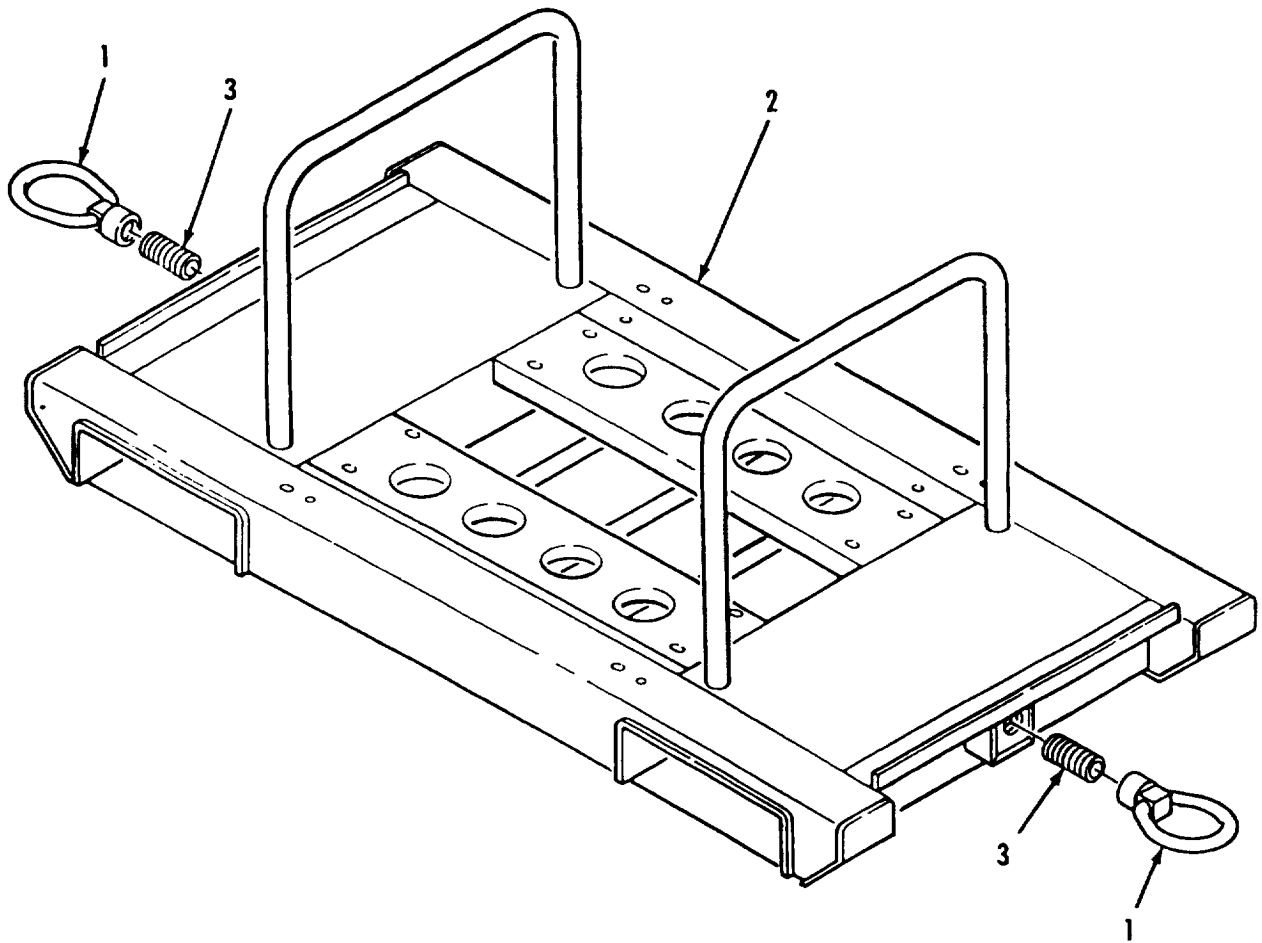


Figure 18. Pressure Reducing Skid (Skid Assembly).

SECTION II

TM10-4930-240-23P

(1) ITEM NO	(2) SMR CODE	(3) NSN	(4) CAGEC	(5) PART NUMBER	(6) DESCRIPTION AND USABLE ON CODES (UOC)	(7) QTY
-------------------	--------------------	------------	--------------	-----------------------	--	------------

GROUP 07 PRESSURE REDUCING ASSEMBLY

FIG. 18 PRESSURE REDUCING SKID
ASSEMBLY (SKID ASSEMBLY)

1	XBOZZ	5306013936330	98313	FDC-1422-1	.BOLT, RING	2
2	XBOFF		97403	13230E2901	.SKID.....	1
3	XBOZZ		96906	MS21209F1810	..INSERT, SCREW THREAD	2

END OF FIGURE

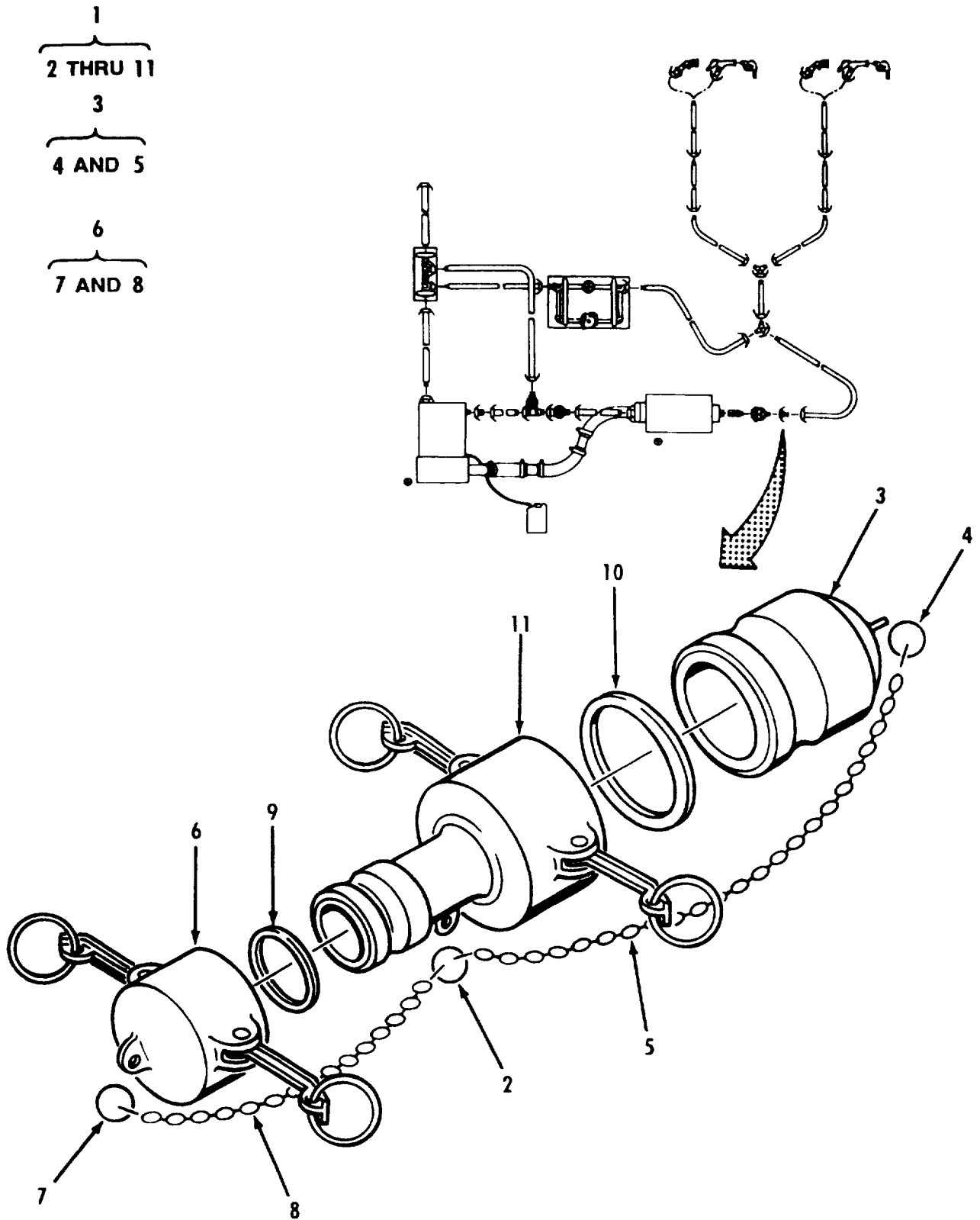


Figure 19. Reducer Assembly 2 In. by 3 In.

SECTION II

TM10-4930-240-23P

(1) ITEM NO	(2) SMR CODE	(3) NSN	(4) CAGEC	(5) PART NUMBER	(6) DESCRIPTION AND USABLE ON CODES (UOC)	(7) QTY
					GROUP 08 REDUCER ASSEMBLY (3 IN. M X 2 IN. F)	
					FIG. 19 REDUCER ASSY 2 IN. X 3 IN.	
1	AOOOO			13228E1809	REDUCER, QUICK DISCO 2 INCH X 3 INCH.....	1
2	XBOZZ	5340011778975	39428	90177A218	.HOLDERPKEY	1
3	PAOOZ	4730009290790	96906	MS27029-15	.PLUG, QUICK DISCONNE	1
4	XBOZZ	5340011778975	39428	90177A218	..HOLDER, KEY	1
5	MOOZZ		19099	CHAIN-19L	..CHAIN MAKE FROM BULK P/N RRC271TYPE2CLASS3, (81349).....	1
6	XBOOZ	4730006499100	96906	MS27028-11	.CAP, QUICK DISCONNEC REMOVE AND DISCARD STANDARD GASKET	1
7	XBOZZ	5340011778975	39428	90177A218	..HOLDER, KEY	1
8	MOOZZ		19099	CHAIN-19L	..CHAIN MAKE FROM BULK P/N	1
9	PCOZZ	5330014132126	97403	13228E1768-6	.GASKET ARCTIC	1
10	PCOZZ	5330013988739	97403	13228E1768-8	.GASKET ARCTIC	1
11	PAOZZ	4730009513294	96906	MS49000-3	.COUPLING HALF, QUICK REMOVE AND..... DISCARD STANDARD GASKET	1

END OF FIGURE

1
2 THRU 12

4
5 AND 6

8
9 AND 10

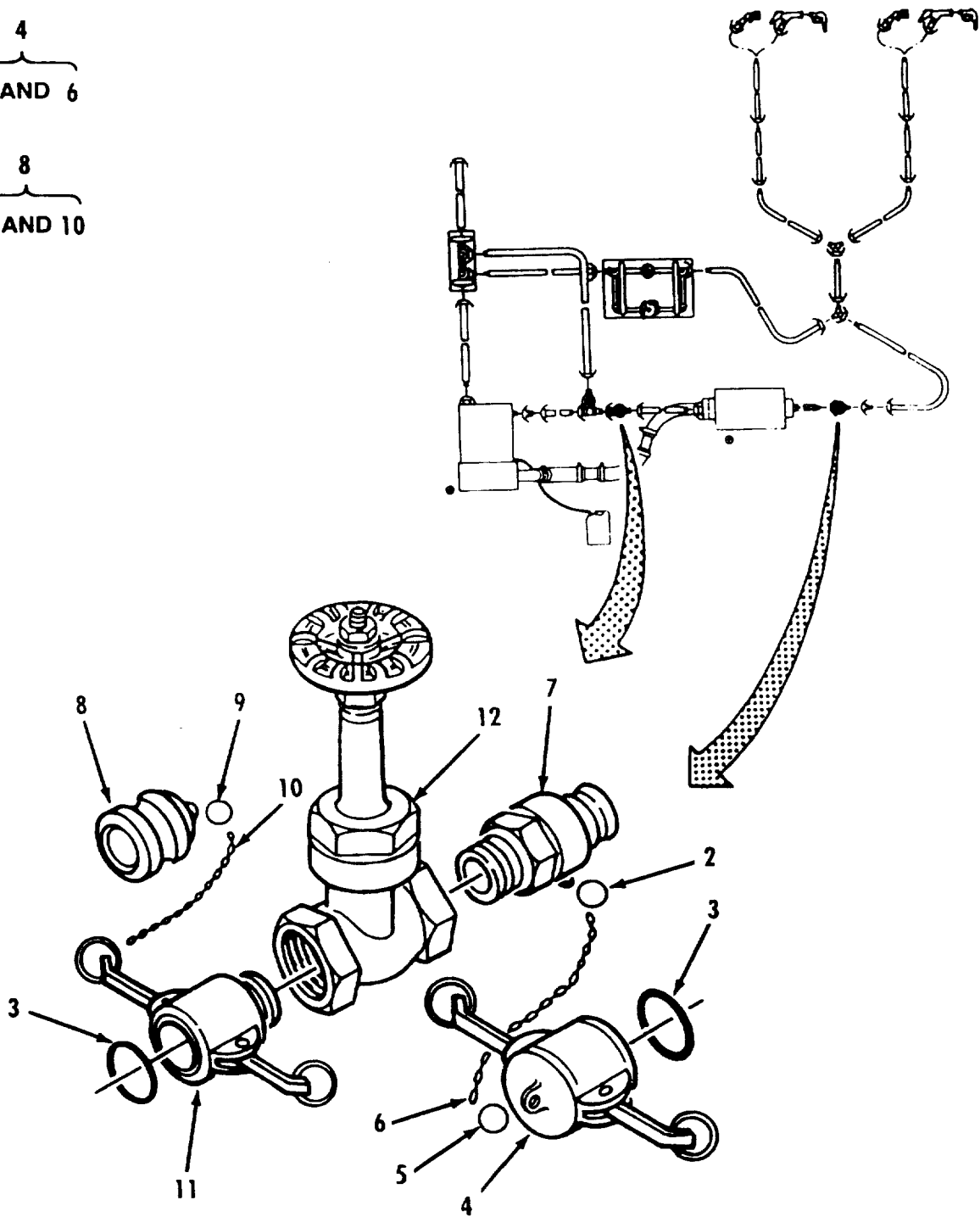


Figure 20. Valve Section, Pipeline 3 Inch.

(1) ITEM NO	(2) SMR CODE	(3) NSN	(4) CAGEC	(5) PART NUMBER	(6) DESCRIPTION AND USABLE ON CODES (UOC)	(7) QTY
					GROUP 09 VALVE SECT. PIPELINE 3 IN.	
					FIG. 20 VALVE SECTION, PIPELINE 3-INCH	
1	AOOOO		97403	13228E1804	VALVE SECTION, PIPE 3 INCH	2
2	XBOZZ	5340011778975	39428	90177A218	.HOLDER, KEY	1
3	PCOZZ	5330013988739	97403	13228E1768-8	.GASKET ARCTIC	2
4	PAOOZ	4730009290787	96906	MS27028-15	.CAP, QUICK DISCONNEC REMOVE AND.....	1
					DISCARD STANDARD GASKET	
5	XBOZZ	5340011778975	39428	90177A218	..HOLDER, KEY	1
6	MOOZZ		19099	CHAIN-19L	..CHAIN MAKE FROM BULK P/N	1
					RRC271TYPE2CLASS3, (81349).....	
7	PAOZZ	4730003600913	96906	MS27022-15	.COUPLING HALF, QUICK	1
8	PAOOZ	4730009290790	96906	MS27029-15	.PLUG, QUICK DISCONNE	1
9	XBOZZ	5340011778975	39428	90177A218	..HOLDER, KEY	1
10	MOOZZ		19099	CHAIN-19L	..CHAIN MAKE FROM BULK P/N	1
					RRC271TYPE2CLASS3, (81349).....	
11	PAOZZ	4730008734551	96906	MS27026-15	.COUPLING HALF, QUICK REMOVE AND.....	1
					DISCARD STANDARD GASKET	
12	PAOZZ		82666	B-122 3IN	.VALVE, GATE 3 INCH	1
END OF FIGURE						

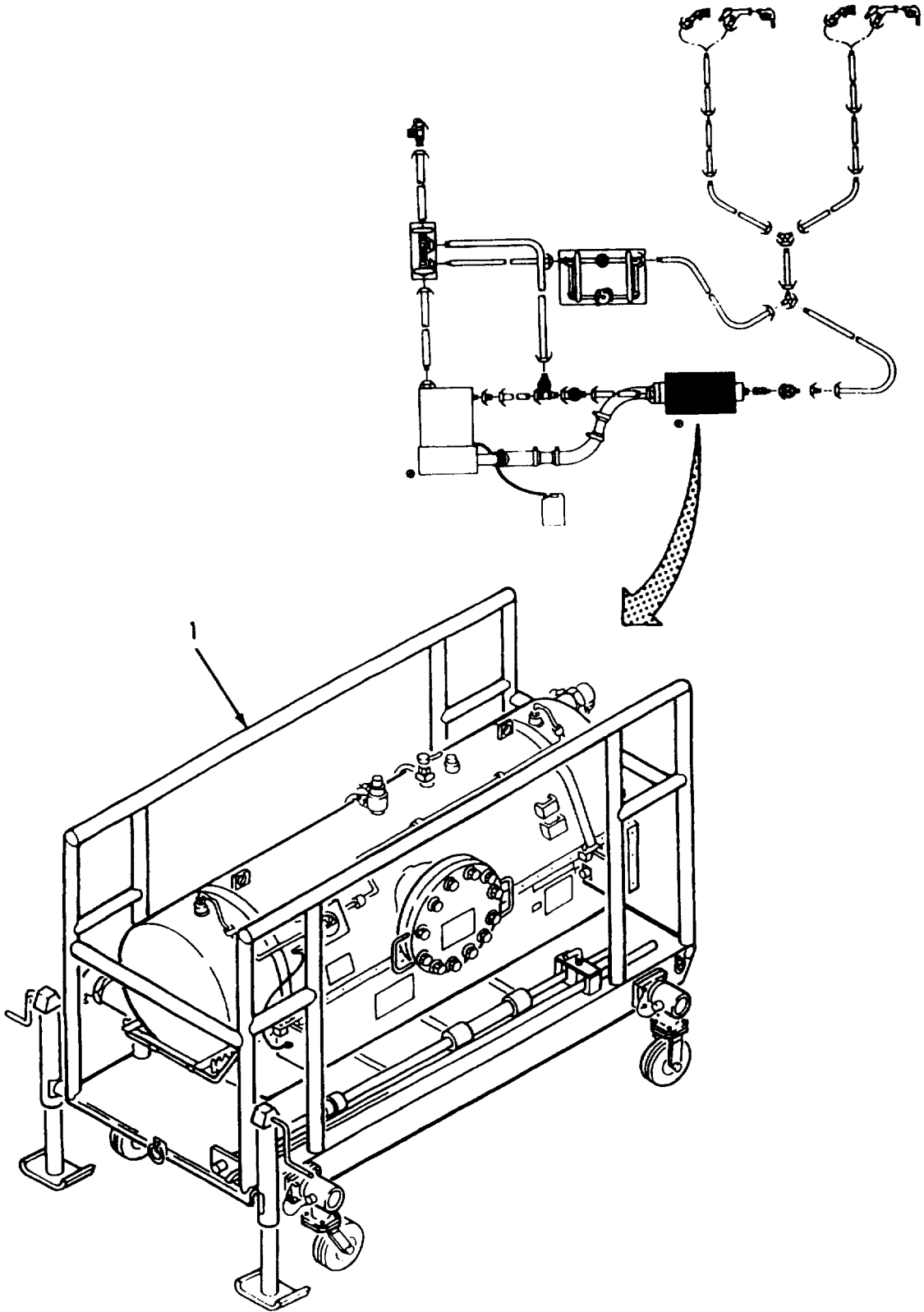


Figure 21. 200 GPM Filter - Separator.

SECTION II

TM10-4930-240-23P

(1) ITEM NO	(2) SMR CODE	(3) NSN	(4) CAGEC	(5) PART NUMBER	(6) DESCRIPTION AND USABLE ON CODES (UOC)	(7) QTY
					GROUP 10 200 GPM FILTER SEPARATOR	
					FIG. 21 200 GPM FILTER-SEPARATOR	
1	PDOFF	4330012629496	97403	13228E1770	FILTER-SEPARATOR, LI REFER TO..... APPLICABLE TM FOR BREAKDOWN	1
					END OF FIGURE	

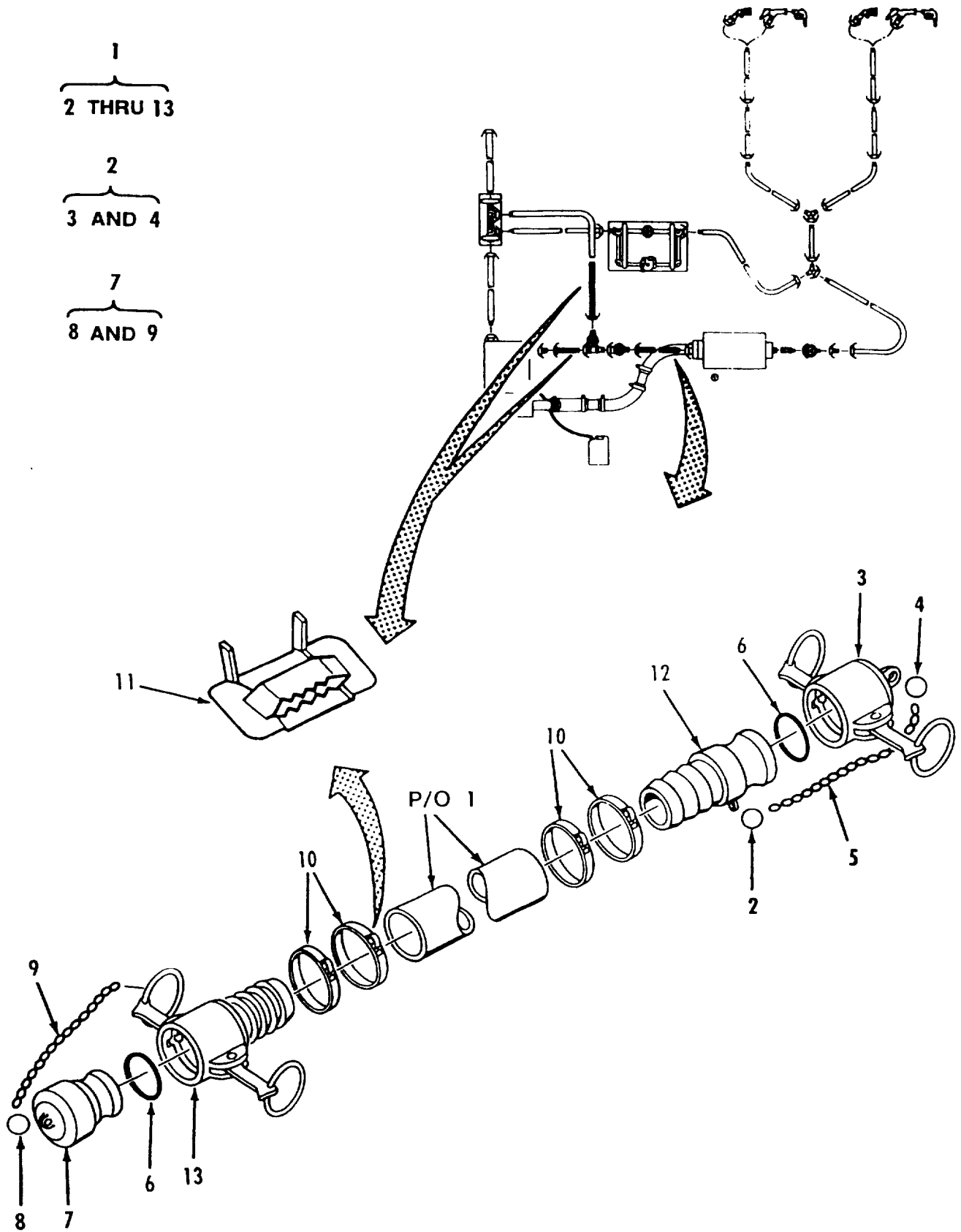


Figure 22. Collapsible Discharge Hose Assembly 3 Inch, 10 Foot.

SECTION II

TM10-4930-240-23P

(1) ITEM NO	(2) SMR CODE	(3) NSN	(4) CAGEC	(5) PART NUMBER	(6) DESCRIPTION AND USABLE ON CODES (UOC)	(7) QTY
					GROUP 11 DISCHARGE HOSE ASSY 3 IN.	
					FIG. 22 COLLAPSIBLE DISCHARGE HOSE ASSEMBLY 3 INCH, 10 FOOT	
1	PCOOO		81349	M53095-03F100	HOSE ASSEMBLY	1
2	XBOZZ	5340011778975	39428	90177A218	.HOLDER, KEY	1
3	PAOOZ	4730009290787	96906	MS27028-15	.CAP, QUICK DISCONNec REMOVE AND.....	1
					DISCARD STANDARD GASKET	
5	MOOZZ		19099	CHAIN-19L	..CHAIN MAKE FROM BULK P/N	1
					RRC271TYPE2CLASS3, (81349)	
6	PCOZZ	5330013988739	97403	13228E1768-8	.GASKET ARCTIC	2
7	PAOOZ	4730009290790	96906	MS27029-15	.PLUG, QUICK DISCONNec	1
8	XBOZZ	5340011778975	39428	90177A218	..HOLDER, KEY	1
10	MOOZZ		19099	STRAP .75-25 IN	..STRAPPING MAKE FROM BULK P/N C206,	4
					(70847)	
11	PAOZZ	5340002447327	70847	C256	..SEAL, STRAPPING	4
12	XBOZZ	4730008734535	96906	MS27021-15	.COUPLING HALF, QUICK	1
13	XBOZZ		96906	MS27025-15	.COUPLING HALF, QUICK REMOVE AND.....	1
					DISCARD STANDARD GASKET	
4	XBOZZ	5340011778975	39428	90177A218	..HOLDER, KEY	1
9	MOOZZ		19099	CHAIN-19L	..CHAIN MAKE FROM BULK P/N	1
					RRC271TYPE2CLASS3, (81349).....	

END OF FIGURE

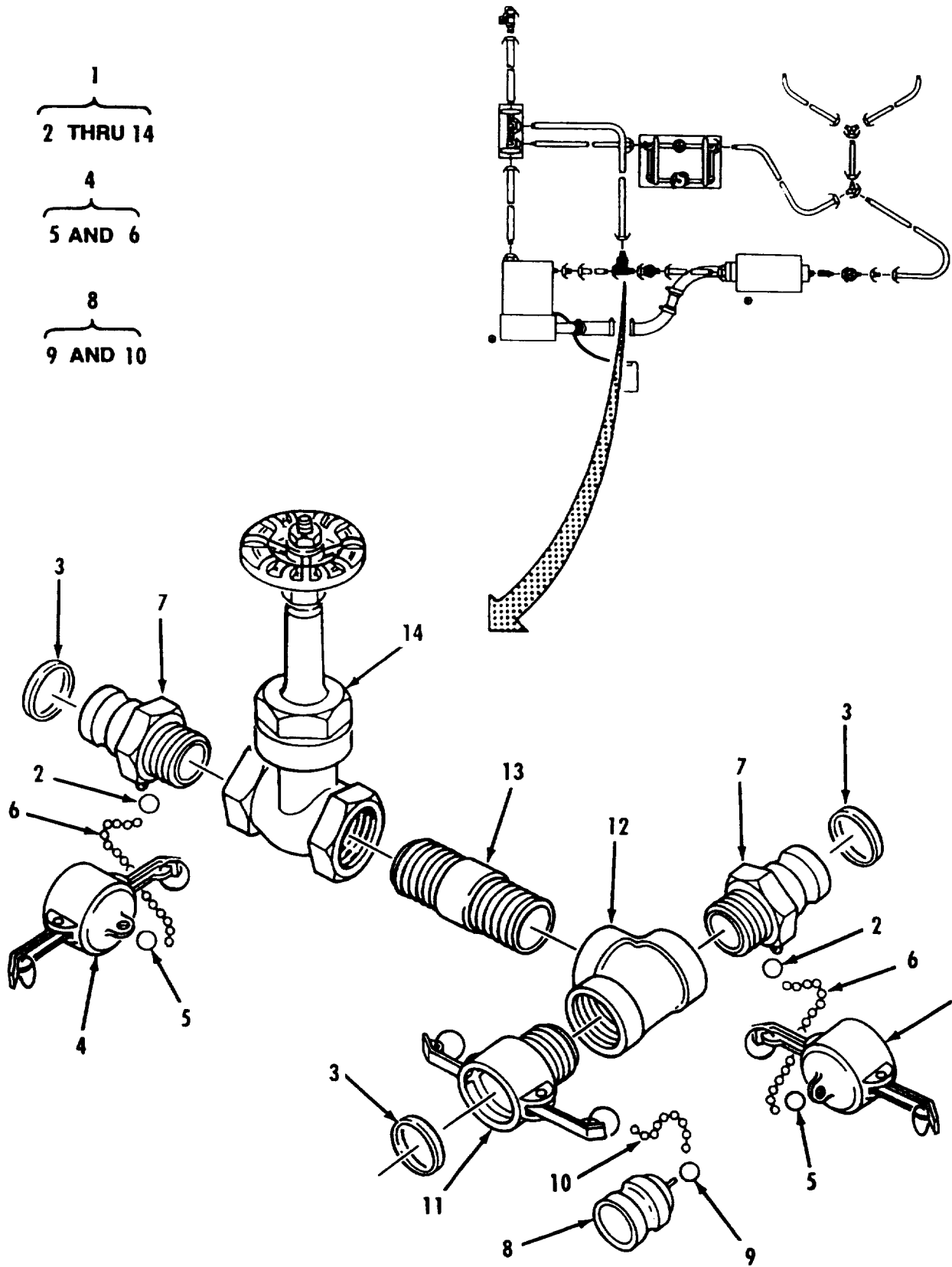


Figure 23. 3 Inch Fueling Manifold.

(1) ITEM NO	(2) SMR CODE	(3) NSN	(4) CAGEC	(5) PART NUMBER	(6) DESCRIPTION AND USABLE ON CODES (UOC)	(7) QTY
GROUP 12 FUELING MANIFOLD 3 IN.						
FIG. 23 3 INCH FUELING MANIFOLD						
1	AOOOO		97403	13228E1799	MANIFOLD, FUELING 3 INCH	1
2	XBOZZ	5340011778975	39428	90177A218	.HOLDER, KEY	2
3	PCOZZ	5330013988739	97403	13228E1768-8	.GASKET ARCTIC	3
4	PAOOZ	4730009290787	96906	MS27028-15	.CAP, QUICK DISCONNec REMOVE AND.....	2
DISCARD STANDARD GASKET						
5	XBOZZ	5340011778975	39428	90177A218	..HOLDER, KEY	2
6	MOOZZ		19099	CHAIN-19L	..CHAIN MAKE FROM BULK P/N	1
RRC271TYPE2CLASS3, (81349).....						
7	PAOZZ	4730003600913	96906	MS27022-15	.COUPLING HALF, QUICK	2
8	PAOOZ	4730009290790	96906	MS27029-15	.PLUG, QUICK DISCONNec	1
9	XBOZZ	5340011778975	39428	90177A218	..HOLDER, KEY	1
10	MOOZZ		19099	CHAIN-19L	..CHAIN MAKE FROM BULK P/N	1
RRC271TYPE2CLASS3, (81349).....						
11	PAOZZ	4730008734551	96906	MS27026-15	.COUPLING HALF, QUICK REMOVE AND.....	1
DISCARD STANDARD GASKET						
12	XBOZZ		81348	WW-P-521	.TEE, PIPE TYPE II STEEL, ANSI B16.5,	1
3X3X3.....						
13	XBOZZ	4730001961512	96906	MS51953-241	.NIPPLE, PIPE	1
14	XBOZZ		82666	B-122 3IN	.VALVE, GATE 3 INCH	1

END OF FIGURE

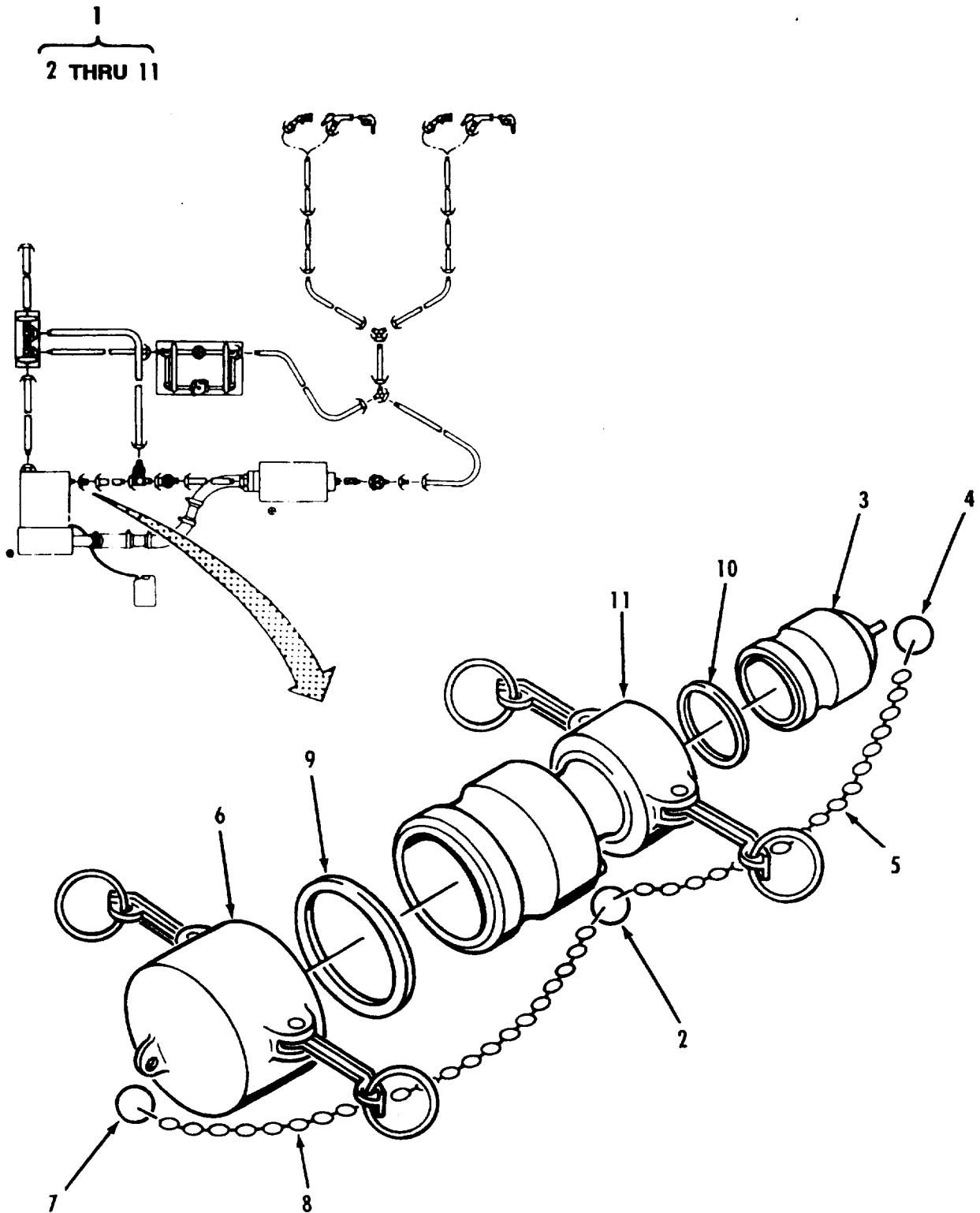


Figure 24. Reducer Assembly, 3 Inch Male by 2 Inch Female.

SECTION II

TM10-4930-240-23P

(1) ITEM NO	(2) SMR CODE	(3) NSN	(4) CAGEC	(5) PART NUMBER	(6) DESCRIPTION AND USABLE ON CODES (UOC) GROUP 13	(7) QTY
					REDUCER ASSEMBLY, (3 IN M X 2 IN F)	
					FIG. 24 REDUCER ASSEMBLY, 3 INCH MALE BY 2 INCH FEMALE	
1	AOOOO		97403	13228E1807	REDUCER, QUICK DISCO 3 INCH MALE X..... 2 INCH FEMALE	1
2	XBOZZ	5340011778975	39428	90177A218	.HOLDER, KEY	1
3	PAOOZ	4730009155127	96906	MS27029-11	.PLUG, QUICK DISCONNE	1
4	XBOZZ	5340011778975	39428	90177A218	..HOLDER, KEY	1
5	MOOZZ		19099	CHAIN-19L	..CHAIN MAKE FROM BULK P/N	1
6	PAOOZ	4730009290787	96906	MS27028-15	RRC271TYPE2CLASS3, (81349).....	1
7	XBOZZ	5340011778975	39428	90177A218	.CAP, QUICK DISCONNED REMOVE AND..... DISCARD STANDARD GASKET	1
8	MOOZZ		19099	CHAIN-19L	..HOLDER, KEY	1
9	PCOZZ	5330013988739	97403	13228E1768-8	..CHAIN MAKE FROM BULK P/N	1
10	PCOZZ	5330014132126	97403	13228E1768-6	RRC271TYPE2CLASS3, (81349)	1
11	PAOZZ	4730009513297	96906	MS49000-11	.GASKET ARCTIC	1
					.GASKET ARCTIC	1
					.REDUCER, QUICK DISCO REMOVE AND	1
					DISCARD STANDARD GASKET	1

END OF FIGURE

1
2 AND 3

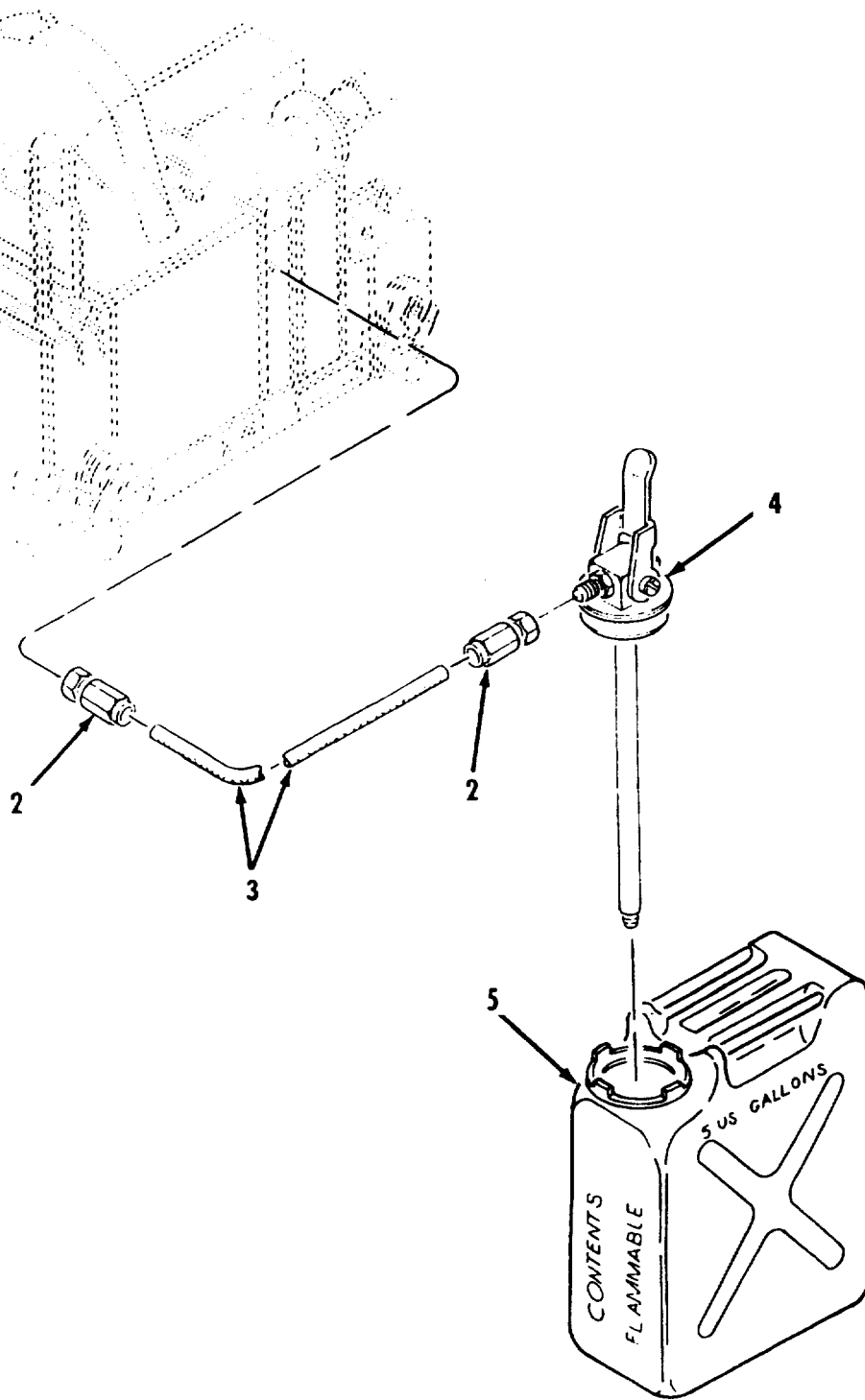


Figure 25. 5 Gallon Gasoline Can, Adapter, and Fuel Hose.

SECTION II

TM10-4930-240-23P

(1) ITEM NO	(2) SMR CODE	(3) NSN	(4) CAGEC	(5) PART NUMBER	(6) DESCRIPTION AND USABLE ON CODES (UOC)	(7) QTY
-------------------	--------------------	------------	--------------	-----------------------	--	------------

GROUP 14 200 GPM PUMP ASSEMBLY

FIG. 25 5 GALLON GASOLINE CAN,
ADAPTER, AND FUEL HOSE

1	PAOOO		96906	MS28741-6-1200	HOSE ASSEMBLY, NONME	1
2	PAOZZ	4730008430269	96906	MS24587-6	.ADAPTER, STRAIGHT, TU	2
3	MOOZZ		19099	HOSE-120 IN	.HOSE MAKE FROM BULK P/N M8794-6,	1
					81349).....	
4	XBOZZ		97403	13211E7541	ADAPTER ASSEMBLY	1
5	PAOZZ	7240002223088	81902	14196P1	CAN, GASOLINE, MILITA	8

END OF FIGURE

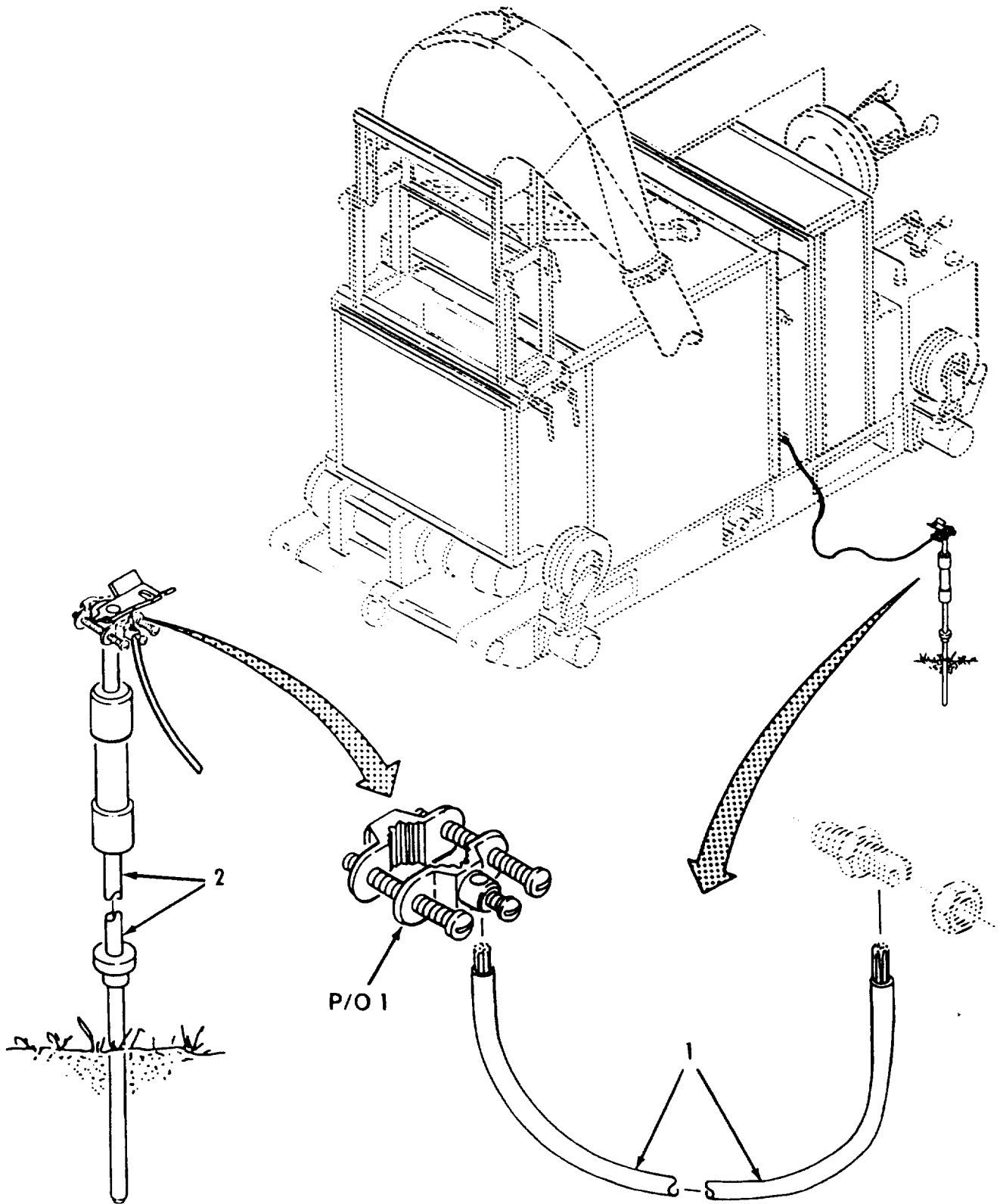


Figure 26. Ground Clamp and Rod.

SECTION II

TM10-4930-240-23P

(1) ITEM NO	(2) SMR CODE	(3) NSN	(4) CAGEC	(5) PART NUMBER	(6) DESCRIPTION AND USABLE ON CODES (UOC)	(7) QTY
-------------------	--------------------	------------	--------------	-----------------------	--	------------

GROUP 14 200 GPM PUMP ASSEMBLY

FIG. 26 GROUND CLAMP AND ROD

1	PAOZZ	6150004833918	97403	13219E3930	CABLE ASSEMBLY, POWE	1
2	PAOZZ	5975010505707	97403	13219E0462	ROD, GROUND	3

END OF FIGURE

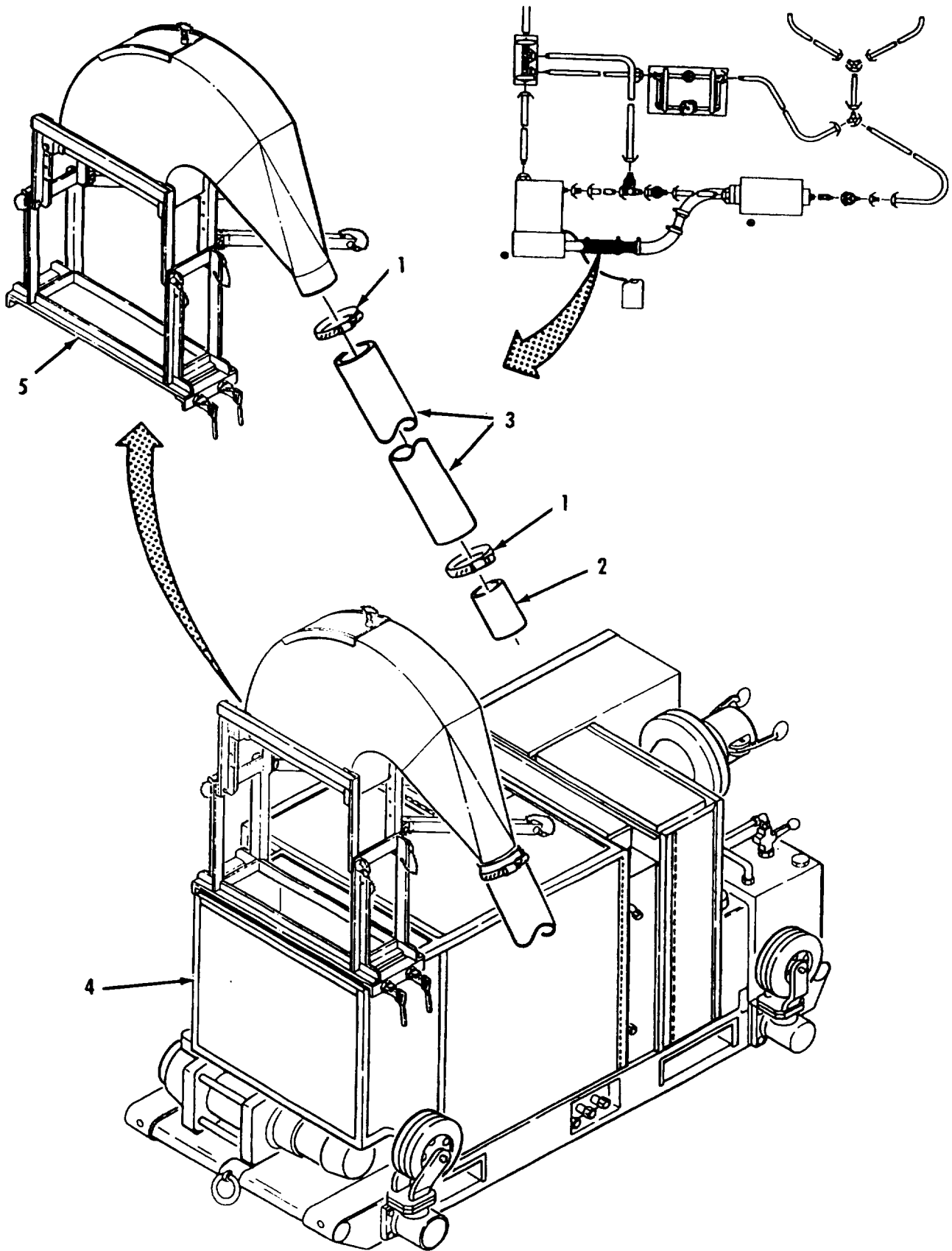


Figure 27. 200 GPM Pump, Exhaust Deflector, and Air Duct (Sheet 1 of 2).

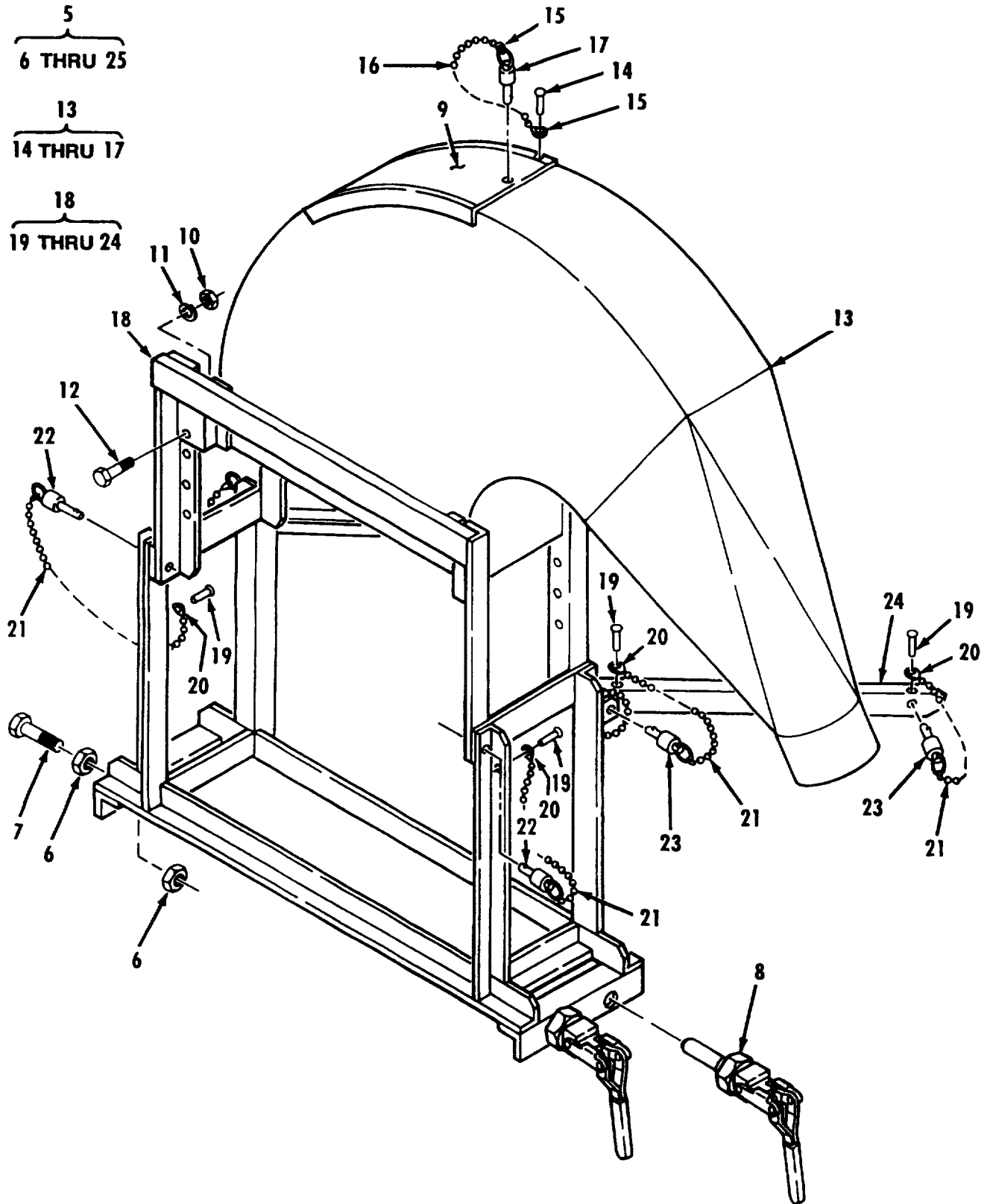


Figure 27. 200 GPM Pump, Exhaust Deflector, and Air Duct (Sheet 2 of 2).

(1) ITEM NO	(2) SMR CODE	(3) NSN	(4) CAGEC	(5) PART NUMBER	(6) DESCRIPTION AND USABLE ON CODES (UOC)	(7) QTY
GROUP 15 EXHAUST DEFLECTOR ASSEMBLY						
FIG. 27 200 GPM PUMP, EXHAUST DEFLECTOR, AND AIR DUCT						
1	PAOZZ		7R324	68104	CLAMP, HOSE	6
2	XBOZZ		97403	13229E4129	COUPLING, AIR DUCT	2
3	XBOZZ		16632	FLX200148057608	HOSE, AIR DUCT	3
4	PDODD		97403	13229E3900	PUMP ASSEMBLY	1
5	XBOOO		97403	13228E1790	DEFLECTOR ASSEMBLY	1
6	PAOZZ	5310009349724	96906	MS35691-51	..NUT, PLAIN, HEXAGON	4
7	PAOZZ	5305009238268	96906	MS35307-466	..SCREW, CAP, HEXAGON H	2
8	XBOZZ		71913	604-SS	..CLAMP, WING.....	2
9	XBOZZ		97403	13228E1764	..COVER, VENT.....	1
10	PAOZZ	5310002509477	96906	MS35649-2254	..NUT, PLAIN, HEXAGON.....	8
11	PAOZZ	5310009338121	96906	MS35338-139	..WASHER, LOCK	8
12	PAOZZ	5305002078253	96906	MS35307-308	..SCREW, CAP, HEXAGON H	8
13	XBOOO		97403	13228E1763	..DEFLECTOR, EXHAUST	1
14	PAOZZ		96906	MS20600B4W2	..RIVET, BLIND	1
15	XBOZZ		81349	RR-C-271	..FASTENER TYPE 1X, SIZE 10-A	2
16	MOOZZ		97403	13228E1763-9	..CHAIN, BEAD MAKE FROM BULK P/N.....	1
RRC271TYPEII, CLASS 5, TRADE NO. 10 5 INCH LENGTH, (81349).....						
17	PAOZZ	5315000511432	96906	MS17987C305	..PIN, QUICK RELEASE	1
18	XBOOO		97403	13228E1785	..FRAME, EXHAUST DEFLE	1
19	PAOZZ	5320000617083	96906	MS20600B4W5	..RIVET, BLIND.....	8
20	XBOZZ		81349	RR-C-271	..FASTENER TYPE 1X, SIZE 10-A	16
21	MOOZZ		97403	13228E1785-14	..CHAIN, BEAD MAKE FROM BULK P/N.....	8
RRC271TYPEII, CLASS 5, TRADE NO 10 5 INCH LENGTH, (81349).....						
22	PAOZZ	5315009016346	96906	MS17987C608	..PIN, QUICK RELEASE	4
23	PAOZZ	5315011644574	96906	MS17987C606	..PIN, QUICK RELEASE	4
24	XBOZZ		97403	13228E1785-12	..ANGLE, BRACE	2

END OF FIGURE

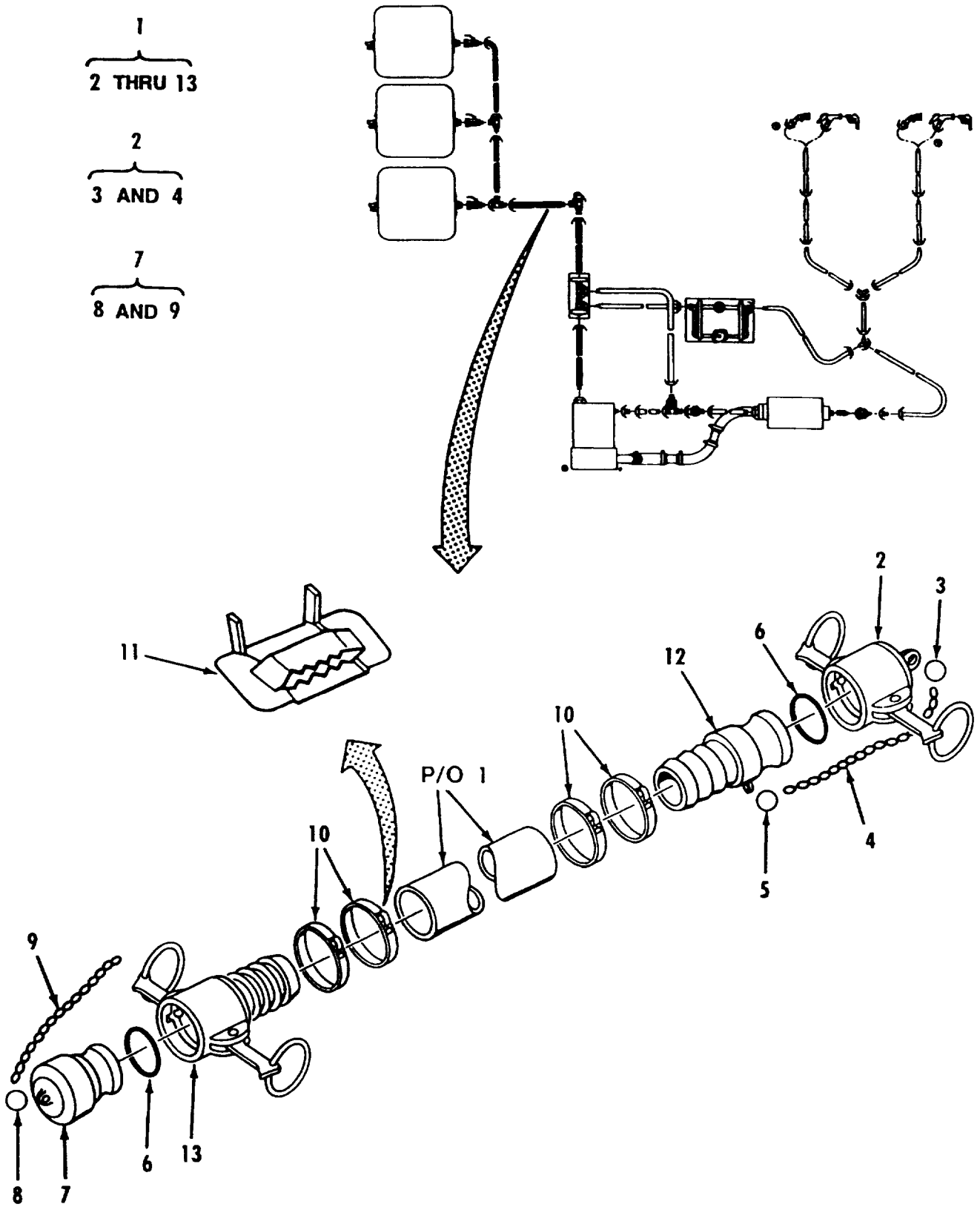


Figure 28. Non-Collapsible Suction Hose Assembly, 3 In X 10 Ft.

SECTION II

TM10-4930-240-23P

(1) ITEM NO	(2) SMR CODE	(3) NSN	(4) CAGEC	(5) PART NUMBER	(6) DESCRIPTION AND USABLE ON CODES (UOC)	(7) QTY
					GROUP 16 SUCTION HOSE ASSEMBLY 3IN. X 10 FT.	
					FIG. 28 NON-COLLAPSIBLE SUCTION HOSE ASSEMBLY, 3IN X 10 FT	
1	PCOOO		81349	M53096-08B2A100	HOSE ASSEMBLY, NONME SUCTION, 3 INCH, 10 FT	5
2	PAOOZ	4730009290787	96906	MS27028-15	.CAP, QUICK DISCONNEC REMOVE AND.....	1
3	XBOZZ	5340011778975	39428	90177A218	..HOLDER, KEY	1
4	MOOZZ		19099	CHAIN-19L	..CHAIN MAKE FROM BULK P/N	1
6	PCOZZ	5330013988739	97403	13228E1768-8	RRC271TYPE2CLASS3, (81349).....	2
7	PAOZZ	4730009290790	96906	MS27029-15	.GASKET ARCTIC	1
8	XBOZZ	5340011778975	39428	90177A218	.PLUG, QUICK DISCONNE	1
9	MOOZZ		19099	CHAIN-19L	..HOLDER, KEY	1
10	MOOZZ		19099	STRAP .75-25 IN	..CHAIN MAKE FROM BULK P/N	1
11	PAOZZ	5340002447327	70847	C256	RRC271TYPE2CLASS3, (81349).....	4
12	XBOZZ	4730008734535	96906	MS27021-15	(70847)	4
13	XBOZZ		96906	MS27025-15	.SEAL, STRAPPING	1
5	XBOZZ	5340011778975	39428	90177A218	.COUPLING HALF, QUICK	1
					.COUPLING HALF, QUICK REMOVE AND.....	1
					DISCARD STANDARD GASKET	1
					.HOLDER, KEY	1
					END OF FIGURE	

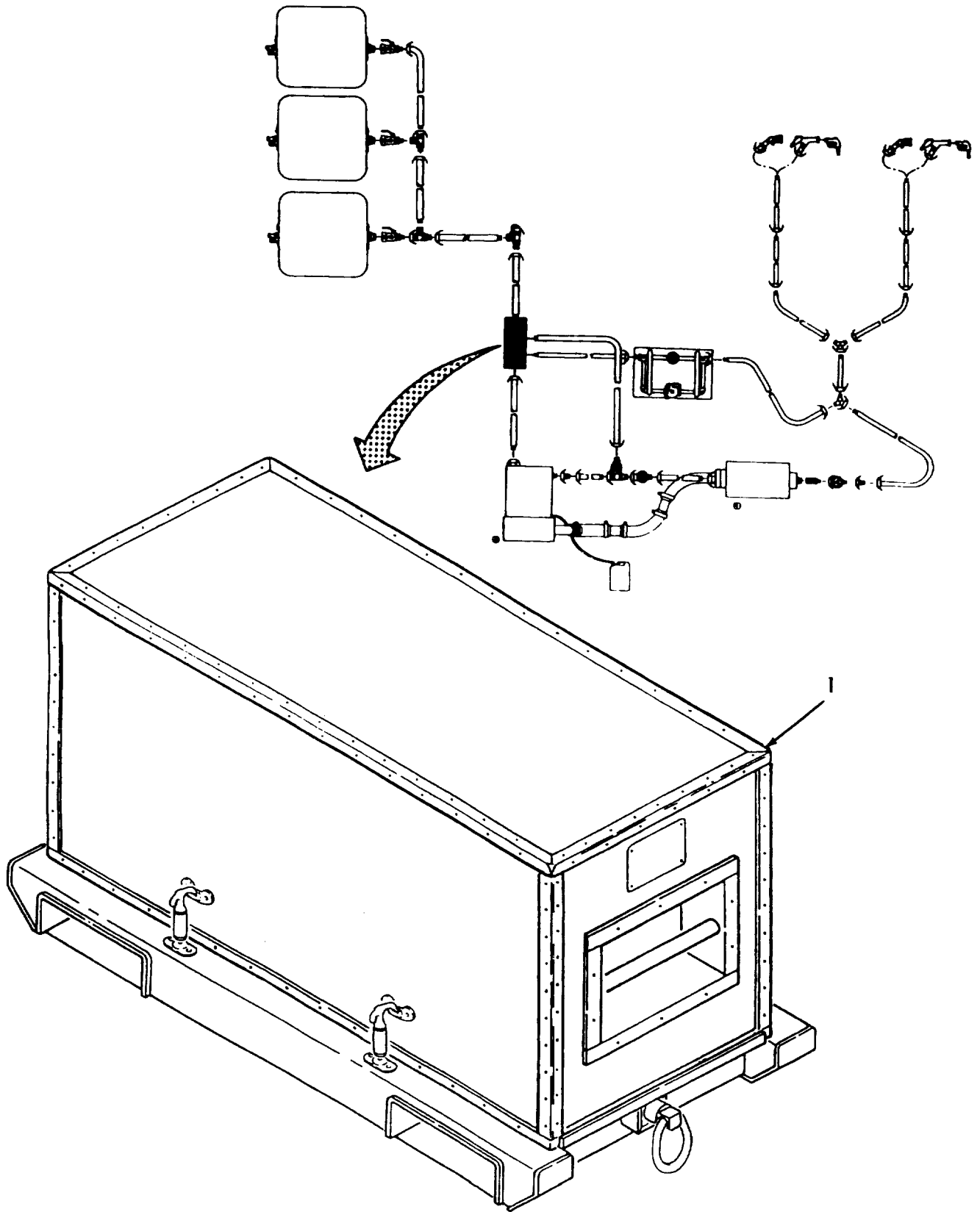


Figure 29. Fuel Manifold Skid Assembly.

SECTION II

TM10-4930-240-23P

(1) ITEM NO	(2) SMR CODE	(3) NSN	(4) CAGEC	(5) PART NUMBER	(6) DESCRIPTION AND USABLE ON CODES (UOC)	(7) QTY
					GROUP 17 FUELING MANIFOLD ASSEMBLY	
					FIG. 29 FUEL MANIFOLD SKID ASSEMBLY	
1	XBOFF		97403	13230E2860	SKID ASSEMBLY, FUELI	1
					END OF FIGURE	

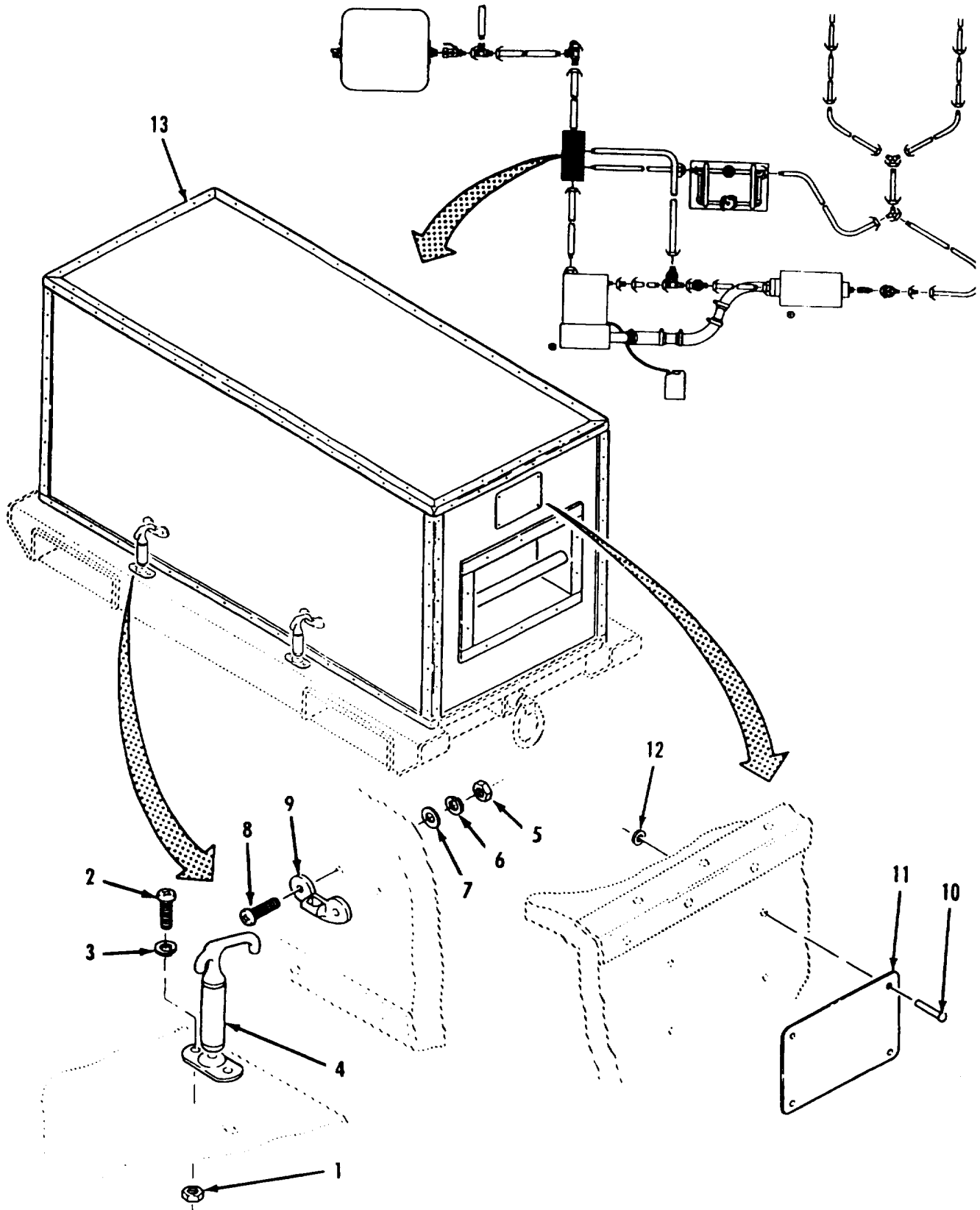


Figure 30. Fuel Manifold Skid (Cover) (Sheet 1 of 2).

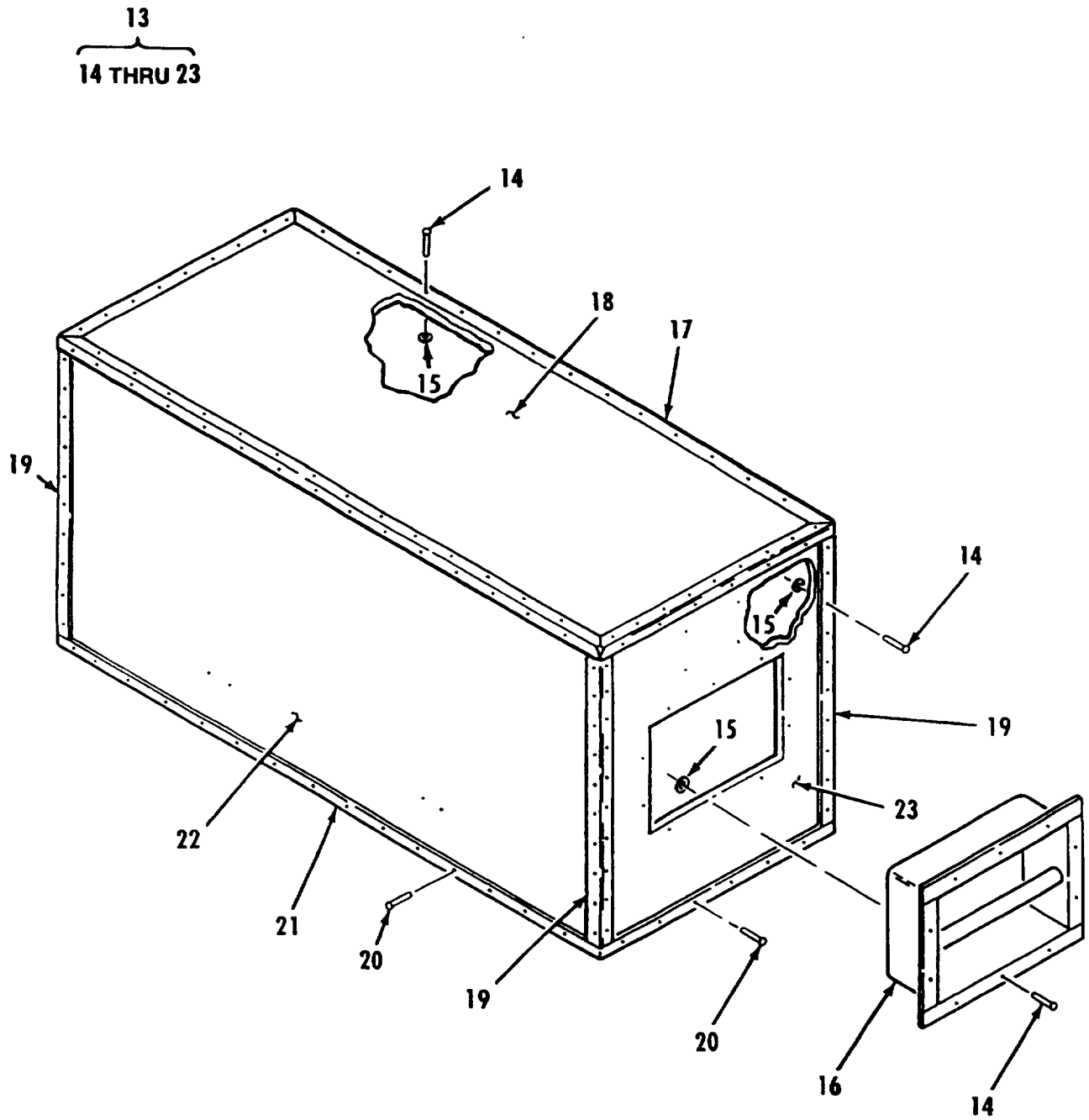


Figure 30. Fuel Manifold Skid (Cover) (Sheet 2 of 2).

(1) ITEM NO	(2) SMR CODE	(3) NSN	(4) CAGEC	(5) PART NUMBER	(6) DESCRIPTION AND USABLE ON CODES (UOC)	(7) QTY
GROUP 17 FUELING MANIFOLD ASSEMBLY						
FIG. 30 FUEL MANIFOLD SKID (COVER)						
1	PAOZZ		96906	MS35649-202	.NUT, PLAIN, HEXAGON	8
2	PAOZZ	5305009846211	96906	MS35206-264	.SCREW, MACHINE	8
3	PAOZZ	5310000453296	96906	MS35338-43	.WASHER, LOCK	8
4	XBOZZ		19220	9663-50	.FASTENER, CYLINDER	4
5	PAOZZ	5310009349757	96906	MS35649-282	.NUT, PLAIN, HEXAGON	8
6	PAOZZ	5310000453299	96906	MS35338-42	.WASHER, LOCK	8
7	PAOZZ	5310012531618	96906	MS51412-18	.WASHER, FLAT	8
8	PAOZZ	5305009846195	96906	MS35206-247	.SCREW, MACHINE	8
9	XBOZZ		19220	9663-3	.PLATE, CATCH	4
10	PAOZZ	5320008244760	81349	M24243/1-B408	.RIVET, BLIND	4
11	XBOZZ		97403	13230E2891	.PLATE, IDENTIFICATIO	1
12	XBOZZ		8C244	ABUP-4	.PLATE, BACKUP	4
13	XBOOO		97403	13230E2862	.COVER	1
14	PAOZZ	5320008244760	81349	M24243/1-B408	..RIVET, BLIND	156
15	XBOZZ		8C244	ABUP-4	..PLATE, BACKUP	156
16	XBOZZ		97403	13230E2865	..HANDLE, LIFT	2
17	XBOZZ		97403	13230E2866	..FRAME, UPPER	1
18	XBOZZ		97403	13230E2883	..PANEL, TOP	1
19	XBOZZ		97403	13230E2882	..POST, CORNER	4
20	PAOZZ	5320004545156	81349	M24243/1-B610	..RIVET, BLIND	40
21	XBOZZ		97403	13230E2867	..FRAME, LOWER	1
22	XBOZZ		97403	13230E2885	..PANEL, SIDE	2
23	XBOZZ		97403	13230E2884	..PANEL, END	2

END OF FIGURE

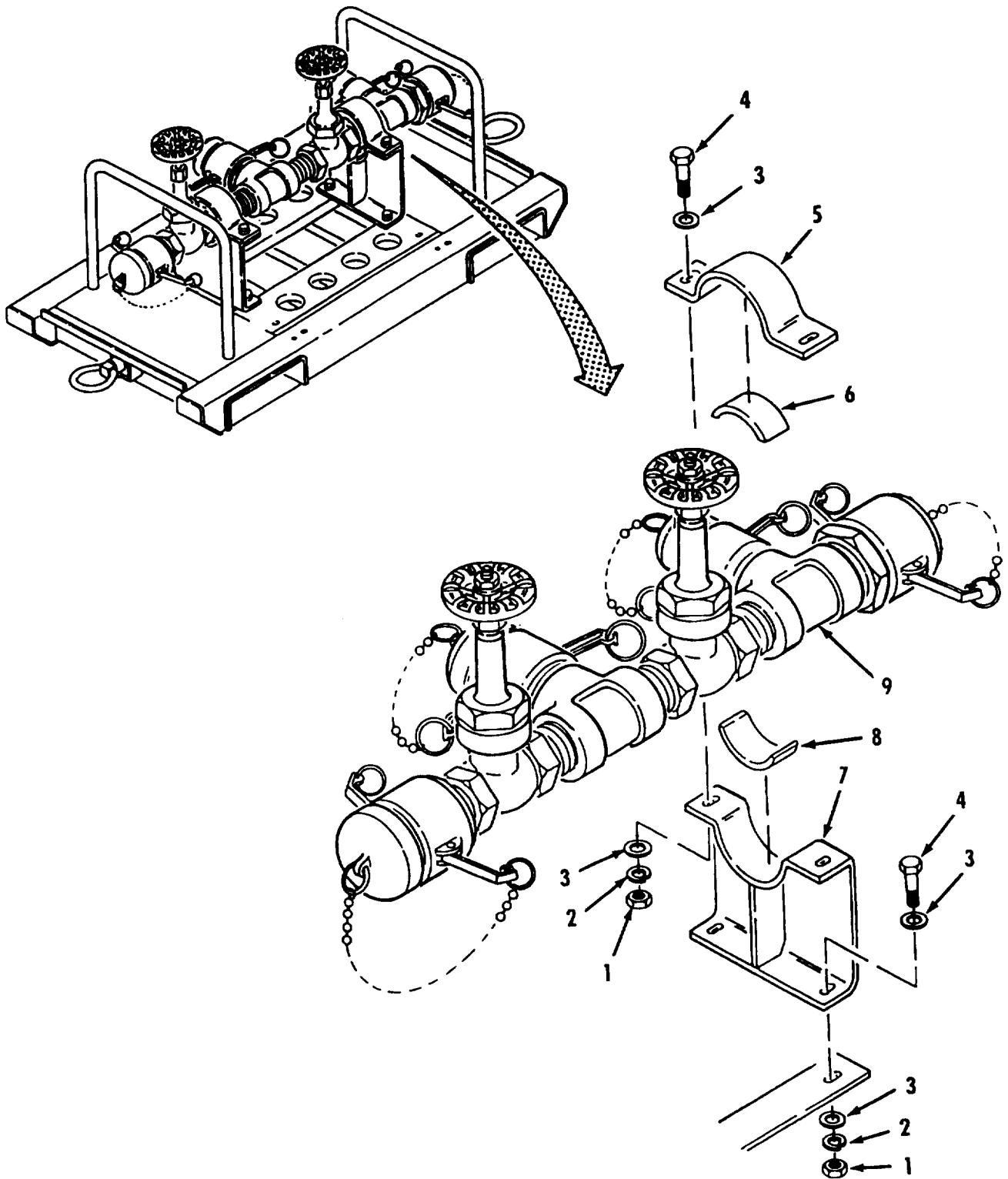


Figure 31. Fuel Manifold Skid (Tiedown Strap, Bracket, and Fueling Manifold)
(Sheet 1 of 2).

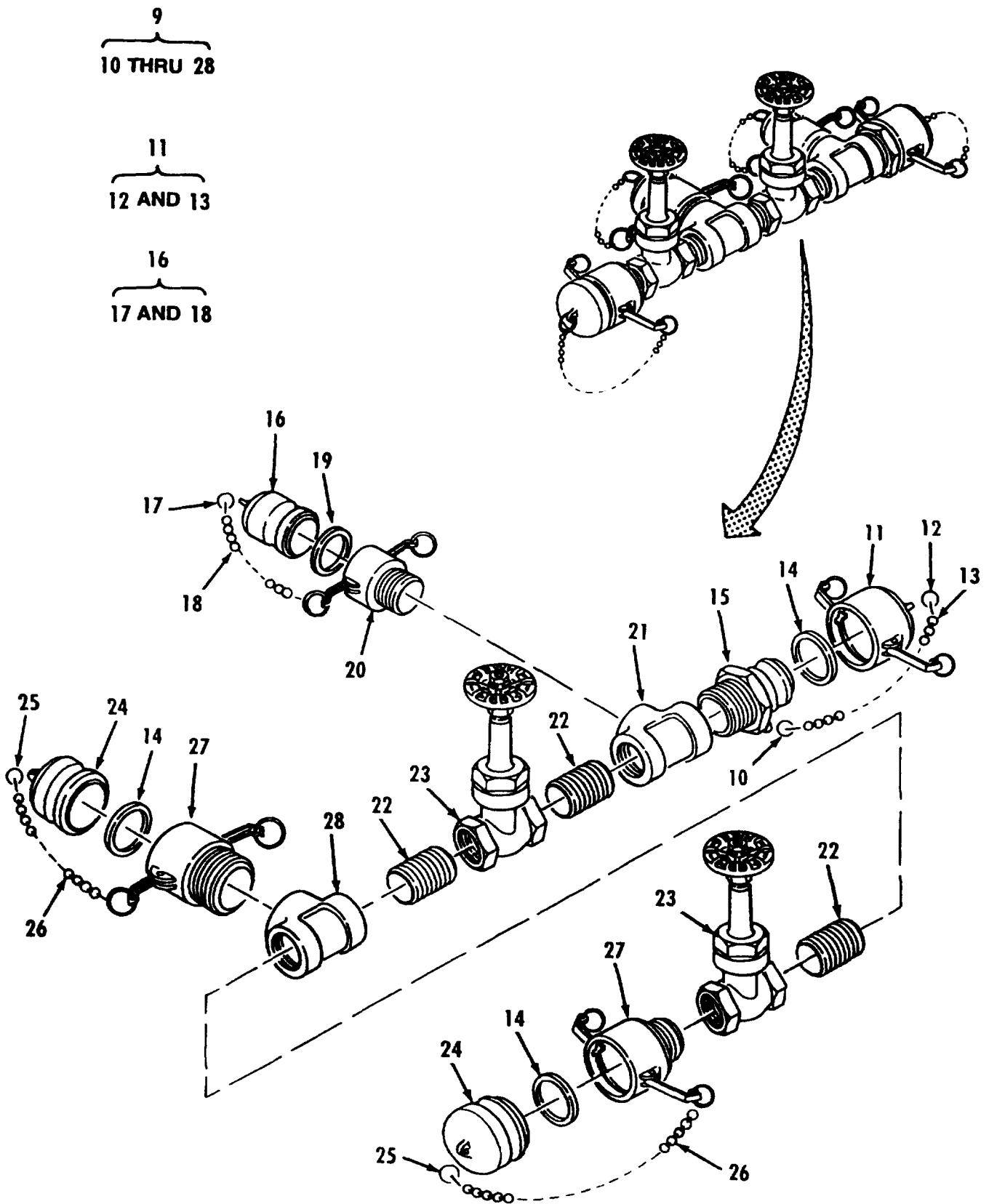


Figure 31. Fuel Manifold Skid (Tiedown Strap, Bracket, and Fueling Manifold)
(Sheet 2 of 2).

(1) ITEM NO	(2) SMR CODE	(3) NSN	(4) CAGEC	(5) PART NUMBER	(6) DESCRIPTION AND USABLE ON CODES (UOC)	(7) QTY
GROUP 17 FUELING MANIFOLD ASSEMBLY						
FIG. 31 FUEL MANIFOLD SKID (TIE-DOWN STRAP, BRACKET, AND FUELING MANIFOLD)						
1	PAOZZ	5310009971888	96906	MS35649-2252	.NUT, PLAIN, HEXAGON	8
2	PAOZZ	5310005825965	96906	MS35338-44	.WASHER, LOCK	8
3	PAOZZ	5310012531618	96906	MS51412-18	.WASHER, FLAT	16
23	PAOZZ		82666	B-122 3IN	..VALVE, GATE	2
4	PAOZZ	5305002253843	80204	B1821BHO25CIOON	.SCREW, CAP, HEXAGON H	8
5	XBOZZ		97403	13230E2895	..STRAP, TIEDOWN	2
6	MOOZZ		19099	13229E3802-1X2.5 0 IN	..FOAM, CLOSED MAKE FROM BULK	1
7	XBOZZ		97403	13230E2863	..BRACKET, MOUNTING	2
8	MOOZZ		19099	13229E3802-1X2.5 0 IN	..FOAM, CLOSED CELL MAKE FROM BULK.....	1
9	AOOO0		97403	13228E1798	..MANIFOLD, FUELING	1
10	XBOZZ	5340011778975	39428	90177A218	..HOLDER, KEY	1
11	PAOOZ	4730009290787	96906	MS27028-15	..CAP, QUICK DISCONNEC REMOVE AND.....	1
12	XBOZZ	5340011778975	39428	90177A218	...HOLDER, KEY	1
13	MOOZZ		19099	CHAIN-19L	...CHAIN MAKE FROM BULK P/N	1
14	PCOZZ	5330013988739	97403	13228E1768-8	..GASKET ARCTIC	1
15	PAOZZ	4730003600913	96906	MS27022-15	..COUPLING HALF, QUICK	1
16	PAOOZ	4730099155127	96906	MS27029-11	..PLUG, QUICK DISCONNEC	1
17	XBOZZ	5340011778975	39428	90177A218	...HOLDER, KEY	1
18	MOOZZ		19099	CHAIN-19L	...CHAIN MAKE FROM BULK P/N	1
19	PCOZZ	5330014132126	97403	13228E1768-6	..GASKET ARCTIC	1
20	PAOZZ	4730000889285	96906	MS27026-11	..COUPLING HALF, QUICK REMOVE AND.....	1
21	XBOZZ		81348	WW-P-521	..TEE, PIPE TYPEII, STEEL, ANSI B16.5,	1
22	XBOZZ	4730001961512	96906	MS51953-241	..NIPPLE, PIPE	3
24	PAOOZ	4730009290790	96906	MS27029-15	..PLUG, QUICK DISCONNEC	2
25	XBOZZ	5340011778975	39428	90177A218	..HOLDER, KEY.....	2
26	MOOZZ		19099	CHAIN-19L	...CHAIN MAKE FROM BULK P/N	1
27	PAOZZ	4730008734551	96906	MS27026-15	..COUPLING HALF, QUICK REMOVE AND.....	2
28	XBOZZ		81348	WW-P-521	..TEE, PIPE TYPEII, STEEL, ANSI B16.5,	1

END OF FIGURE

2
3

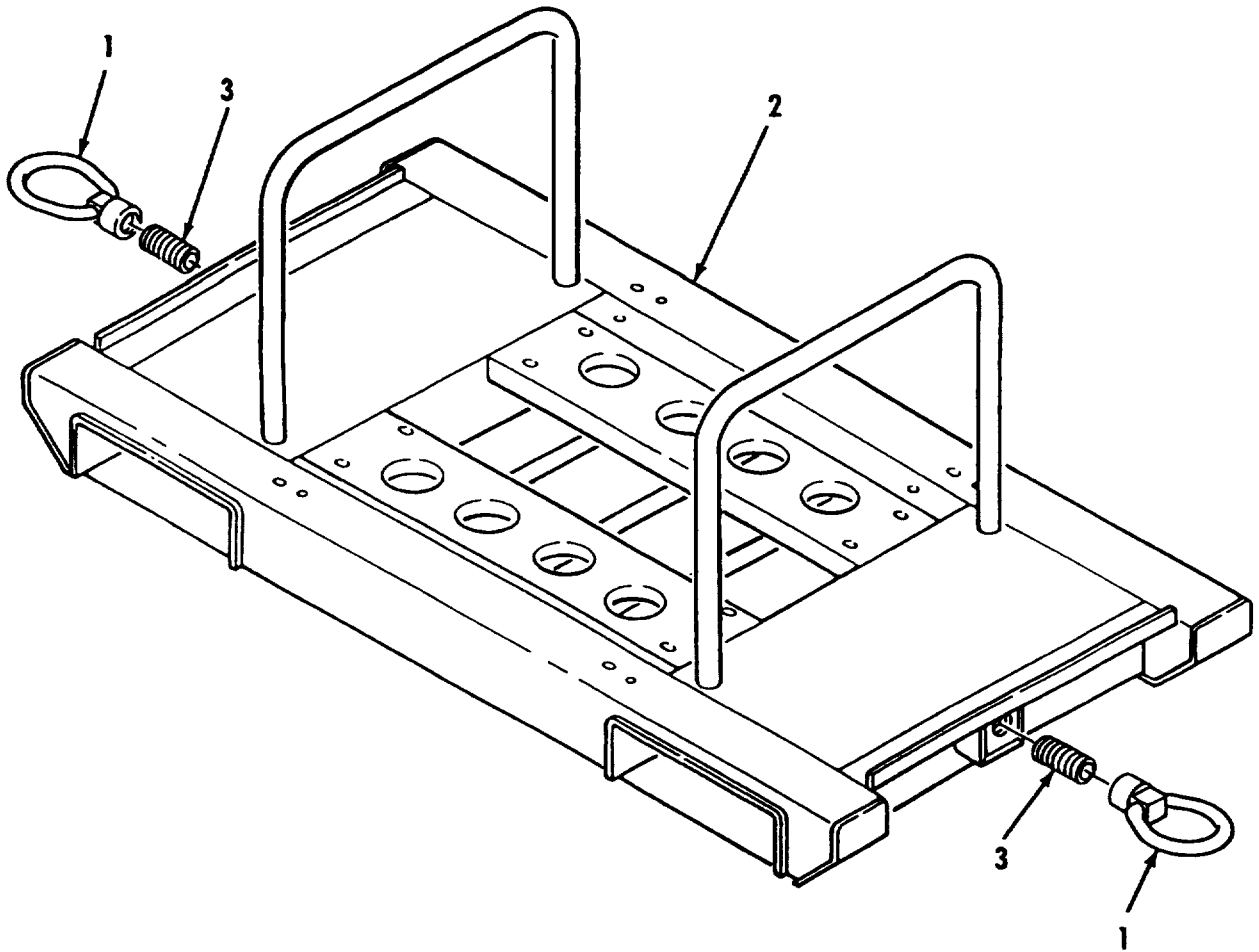


Figure 32. Fuel Manifold Assembly (Skid Assembly).

(1) ITEM NO	(2) SMR CODE	(3) NSN	(4) CAGEC	(5) PART NUMBER	(6) DESCRIPTION AND USABLE ON CODES (UOC)	(7) QTY
-------------------	--------------------	------------	--------------	-----------------------	--	------------

GROUP 17 FUELING MANIFOLD ASSEMBLY

FIG. 32 FUEL MANIFOLD ASSEMBLY
(SKID ASSEMBLY)

1	XBOZZ	5306013936330	98313	FDC-1422-1	.BOLT, RING	2
2	XBOFF		97403	13230E2861	.SKID	1
3	XBOZZ		96906	MS21209F1810	..INSERT, SCREW THEAD	2

END OF FIGURE

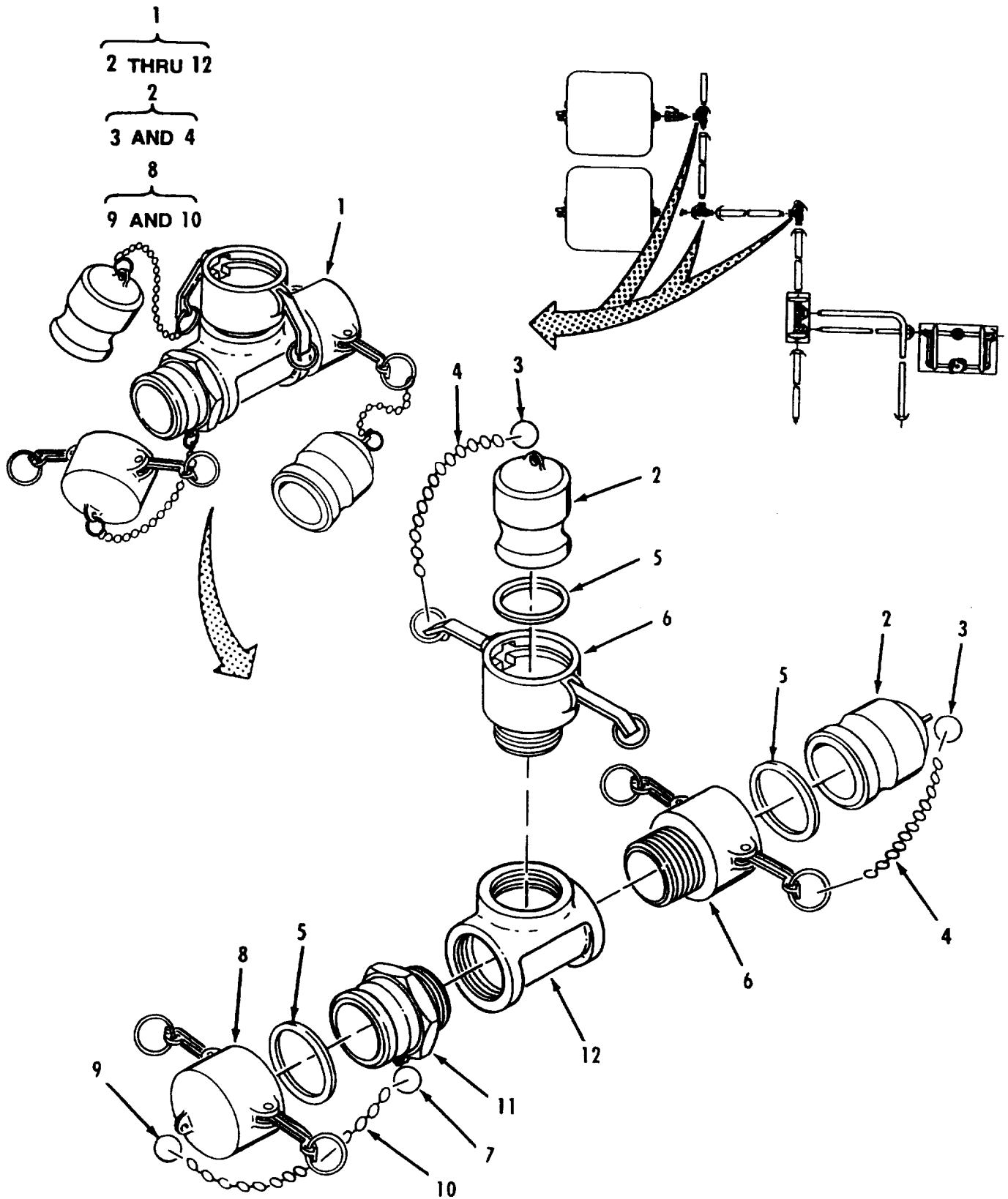


Figure 33. 3 Inch Tee Quick Disconnect.

(1) ITEM NO	(2) SMR CODE	(3) NSN	(4) CAGEC	(5) PART NUMBER	(6) DESCRIPTION AND USABLE ON CODES (UOC)	(7) QTY
					GROUP 18 TEE ASSEMBLY 3 INCH	
					FIG. 33 3 INCH TEE QUICK DISCONNECT	
1	AOOOO		97403	13228E1801	TEE, QUICK DISCONNEC	3
2	PAOOZ	4730009290790	96906	MS27029-15	.PLUG, QUICK DISCONN	2
4	MOOZZ		19099	CHAIN-19L	..CHAIN MAKE FROM BULK P/N	1
					RRC271TYPE2CLASS3, (81349).....	
5	PCOZZ	5330013988739	97403	13228E1768-8	.GASKET ARCTIC	3
6	PAOZZ	4730008734551	96906	MS27026-15	.COUPLING HALF, QUICK REMOVE AND.....	2
					DISCARD STANDARD GASKET	
7	XBOZZ	5340011778975	39428	90177A218	.HOLDER, KEY	1
8	PAOOZ	4730009290787	96906	MS27028-15	.CAP, QUICK DISCONNEC REMOVE AND.....	1
					DISCARD STANDARD GASKET	
9	XBOZZ	5340011778975	39428	90177A218	..HOLDER, KEY	1
10	MOOZZ		19099	CHAIN-19L	..CHAIN MAKE FROM BULK P/N	1
					RRC271TYPE2CLASS3, (81349).....	
11	PAOZZ	4730003600913	96906	MS27022-15	.COUPLING HALF, QUICK	1
12	XBOZZ		81348	WW-P-521	.TEE, PIPE TYPEII, STEEL, ANSI B16.5,	1
					3X3X3 IN.....	
3	XBOZZ	5340011778975	39428	90177A218	..HOLDER, KEY	1

END OF FIGURE

1
2 THRU 34

3
4 AND 5

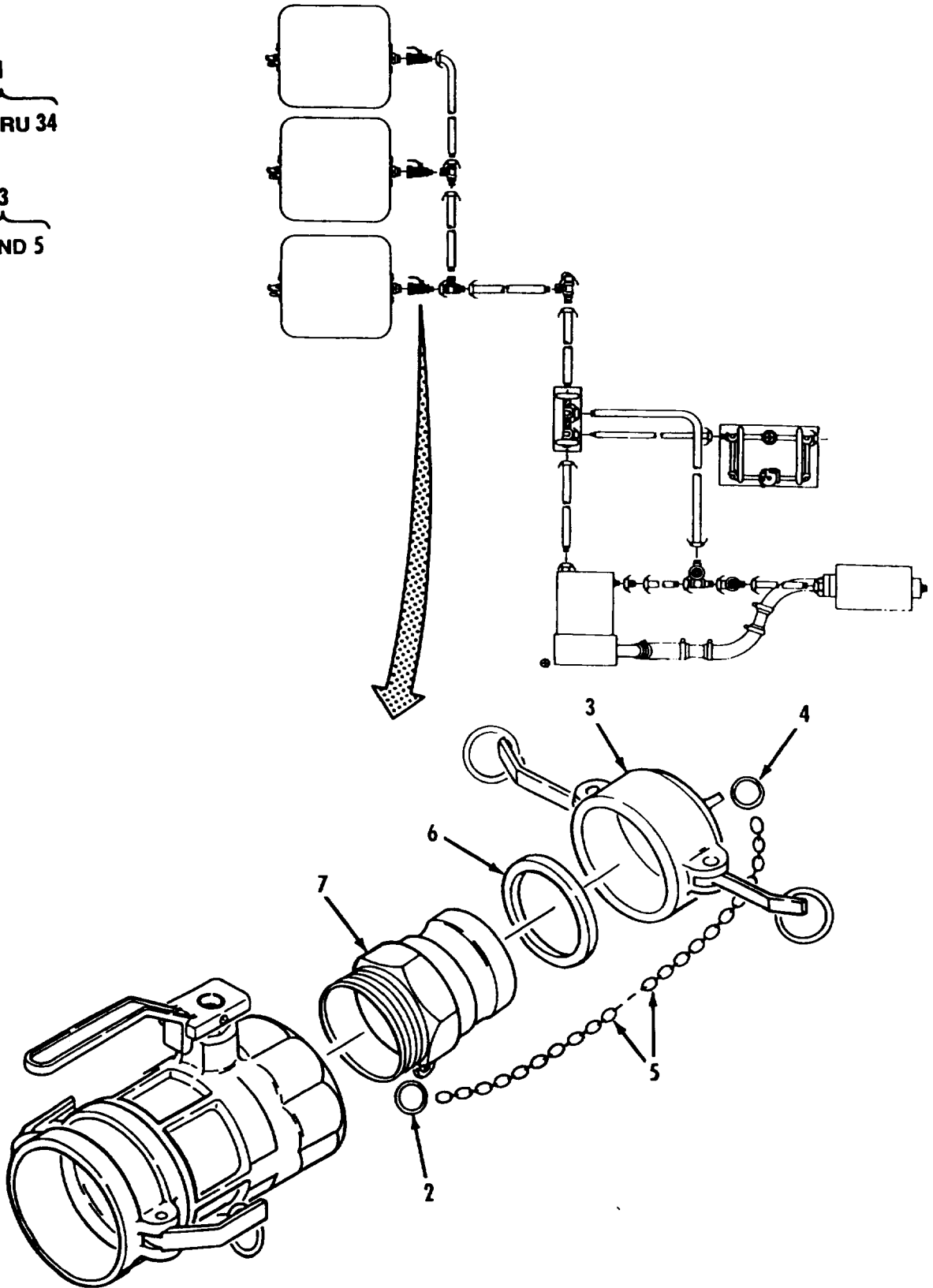


Figure 34. 3 Inch Coupler, Drum to Hose (Sheet 1 of 2)

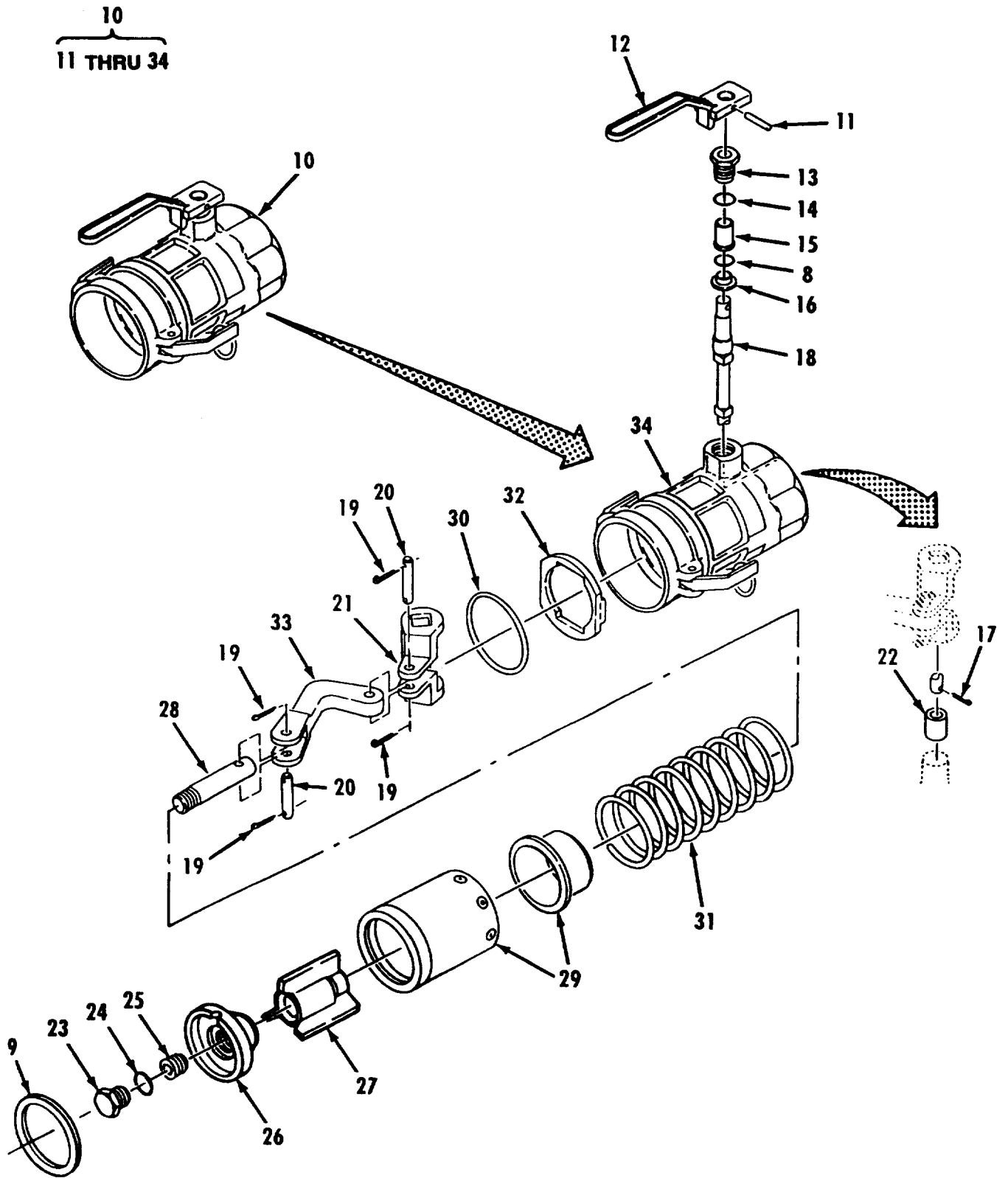


Figure 34. 3 Inch Coupler, Drum to Hose (Sheet 2 of 2)

SECTION II

TM 10-4930-240-23P

(1) ITEM NO	(2) SMR CODE	(3) NSN	(4) CAGEC	(5) PART NUMBER	(6) DESCRIPTION AND USABLE ON CODES (UOC)	(7) QTY
GROUP 19 COUPLER ASSEMBLY 3 INCH						
FIG. 34 3 INCH COUPLER, DRUM TO HOSE						
1	AOOOO		97403	13228E1793	COUPLER, DRUM TO HOS	3
2	XBOZZ	5340011778975	39428	90177A218	..HOLDER, KEY	1
3	PAOOZ	4730009290787	96906	MS27028-15	..CAP, QUICK DISCONNec REMOVE AND..... DISCARD STANDARD GASKET.	1
4	XBOZZ	5340011778975	39428	90177A218	..HOLDER, KEY	1
5	MOOZZ		19099	CHAIN-19L	..CHAIN MAKE FROM BULK P/N	1
6	PCOZZ	5330013988739	97403	13228E1768-8	RRC271TYPE2CLASS3, (81349).....	1
7	PAOZZ	4730003600913	96906	MS27022-15	..GASKET ARCTIC	1
8	PCOZZ		81349	M25988/1-210	..COUPLING HALF, QUICK	1
9	PCOZZ		97403	13228E1768-9	..PACKING, PREFORMED ARCTIC	1
10	XBOOO		9H113	1711D-3	..GASKET ARCTIC	1
					..COUPLING HALF, QUICK MODIFY FOR	1
					ARCTIC USE BY REMOVING STANDARD PREFORMED PACKINGS AND GASKET AND REPLACE WITH ITEMS 8 AND 9	
11	XBOZZ		9H113	H-20141-M	..PIN, GROOVE	1
12	XBOZZ		9H113	C-10114-D1	..LEVER, MANUAL CONTRO	1
13	XBOZZ		9H113	H-10347-RAH	..BOX, STUFFING	1
14	XBOZZ		9H113	H-10459-M	..SEAL, STUFFING BOX	1
15	XBOZZ		9H113	H-5120-M	..BUSHING	1
16	XBOZZ		9H113	H-20005-M	..RETAINER, SHAFT	1
17	XBOZZ		9H113	H-1186-M	..PIN, COTTER	1
18	XBOZZ		9H113	H-20343-M	..SHAFT, CAM	1
19	XBOZZ		9H113	H-4981-M	..PIN, COTTER	1
20	XBOZZ		9H113	H-5675-RE	..PIN	1
21	XBOZZ		9H113	H-5070-EW	..YOKE	1
22	XBOZZ		9H113	H-4435-M	..BUSHING	1
23	XBOZZ		9H113	H-20577-RA	..SCREW	1
24	XBOZZ		9H113	H-6414-	..SEAL	1
25	XBOZZ		9H113	H-4612-M	..SETSCREW	1
26	XBOZZ		9H113	H-20578-RA	..POPPET	1
27	XBOZZ		9H113	C-1173-M	..GUIDE, POPPET	1
28	XBOZZ		9H113	H-5072-RE	..STEM.....	1
29	XBOZZ		9H113	H-4619	..CYLINDER ASSEMBLY	1
30	XBOZZ		9H113	H-5152-M	..SEAL	1
31	XBOZZ		9H113	H-10392-M	..SPRING	1
32	XBOZZ		9H113	H-5030-M	..WASHER.....	1
33	XBOZZ		9H113	H-5069-EW	..LINK	1
34	XBOZZ		9H113	H-104-A	..BODY	1

END OF FIGURE

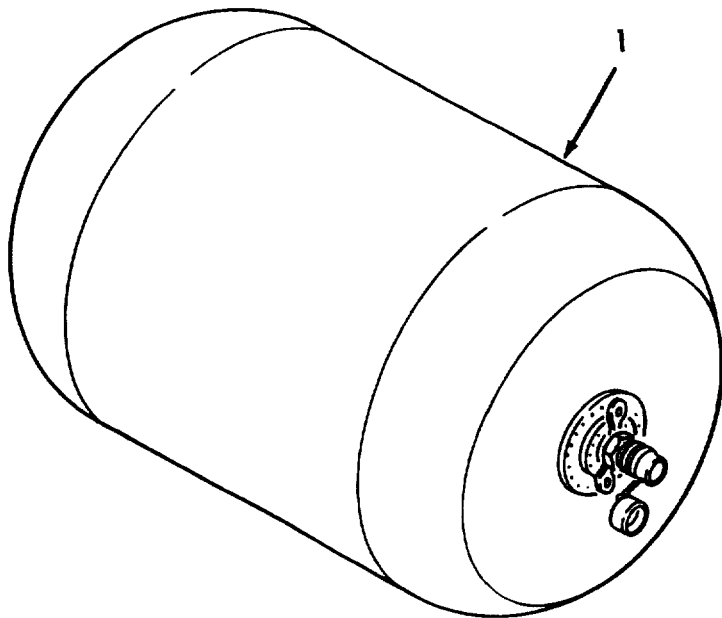
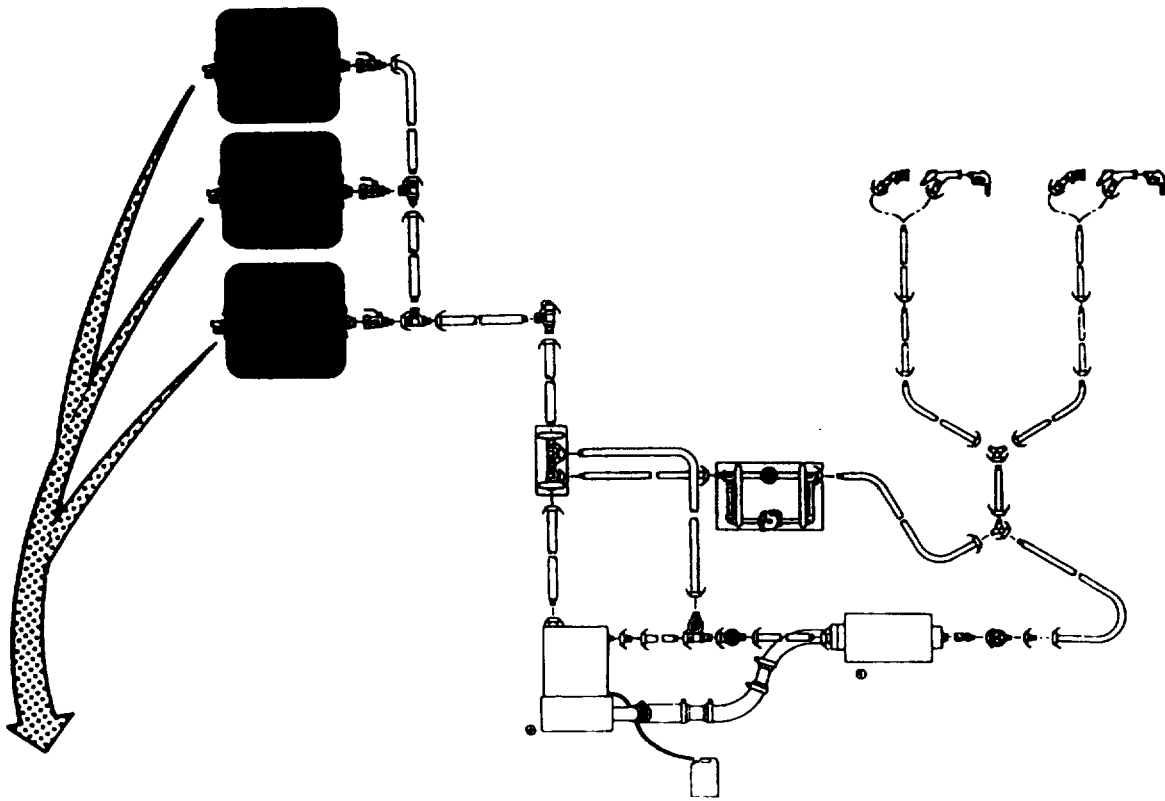


Figure 35. 500 Gal Collapsible Drum

SECTION II

TM 10-4930-240-23P

(1) ITEM NO	(2) SMR CODE	(3) NSN	(4) CAGEC	(5) PART NUMBER	(6) DESCRIPTION AND USABLE ON CODES (UOC)	(7) QTY
					GROUP 20 500 GAL. COLLAPSIBLE DRUM	
					FIG. 35 500 GAL. COLLAPSIBLE DRUM	
1	PDOOO	8110013271981	81349	MIL-D-53092	DRUM, FABRIC, COLLAPS REFER TO APPLICABLE TM FOR REPAIR	3

END OF FIGURE

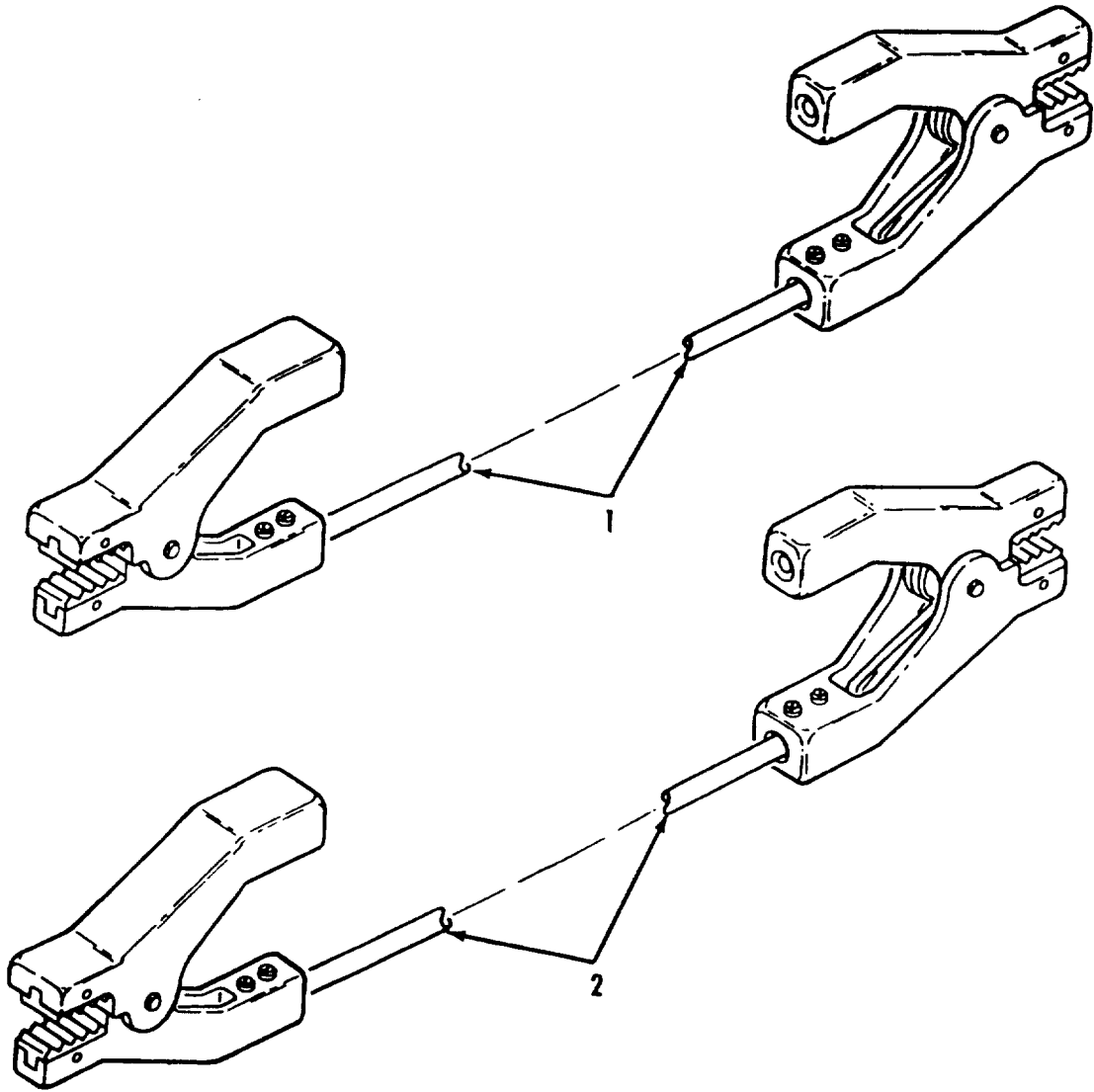


Figure 36. Accessory - Ground Cable Assemblies

SECTION II

TM 10-4930-240-23P

(1) ITEM NO	(2) SMR CODE	(3) NSN	(4) CAGEC	(5) PART NUMBER	(6) DESCRIPTION AND USABLE ON CODES (UOC)	(7) QTY
-------------------	--------------------	------------	--------------	-----------------------	--	------------

GROUP 21 ACCESSORY ITEMS

FIG. 36 ACCESSORY - GROUND CABLE ASSEMBLIES

1	PAOZZ	6150013924191	97403	13220E1127-1	LEAD, ELECTRICAL	1
2	PAOZZ		97403	13220E1127-3	CABLE, GROUND	1

END OF FIGURE

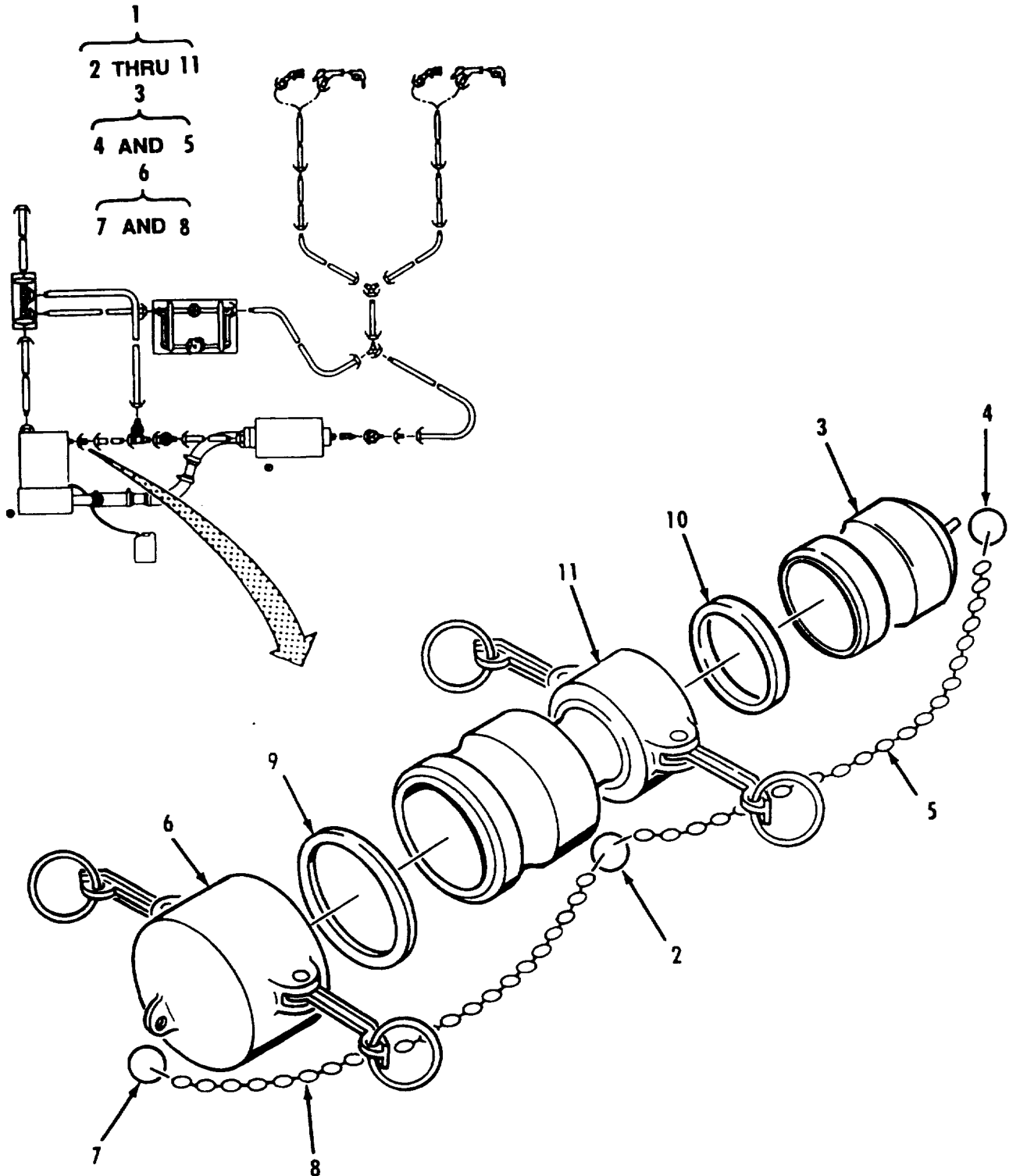


Figure 37. Accessory - Reducer 3 Inch Male by 2 Inch Female

SECTION II

TM 10-4930-240-23P

(1) ITEM NO	(2) SMR CODE	(3) NSN	(4) CAGEC	(5) PART NUMBER	(6) DESCRIPTION AND USABLE ON CODES (UOC)	(7) QTY
GROUP 21 ACCESSORY ITEMS						
FIG. 37 ACCESSORY - REDUCER 3 INCH MALE BY 2 INCH FEMALE						
1	AOOOO		97403	13228E1807	REDUCER ASSEMBLY 3 INCH MALE X 2 INCH FEMALE	1
2	XBOZZ	5340011778975	39428	90177A218	.HOLDER, KEY	1
3	PAOOZ	4730009155127	96906	MS27029-11	.PLUG, QUICK DISCONNE	1
4	XBOZZ	5340011778975	39428	90177A218	..HOLDER, KEY	1
5	MOOZZ		19099	CHAIN-19L	..CHAIN MAKE FROM BULK P/N	1
6	PAOOZ	4730009290787	96906	MS27028-15	RRC271TYPE2CLASS3, (81349)..... .CAP, QUICK DISCONNEC REMOVE AND	1
7	XBOZZ	5340011778975	39428	90177A218	DISCARD STANDARD GASKET.	1
8	MOOZZ		19099	CHAIN-19L	..HOLDER, KEY	1
9	PCOZZ	5330013988739	97403	3228E1768-8	..CHAIN MAKE FROM BULK P/N	1
10	PCOZZ	5330014132126	97403	13228E1768-6	RRC271TYPE2CLASS3, (81349)..... .GASKET ARCTIC	1
11	PAOZZ	4730009513297	96906	MS49000-11	.GASKET	1
					.REDUCER, QUICK DISCO REMOVE AND	1
					DISCARD STANDARD GASKET	1

END OF FIGURE

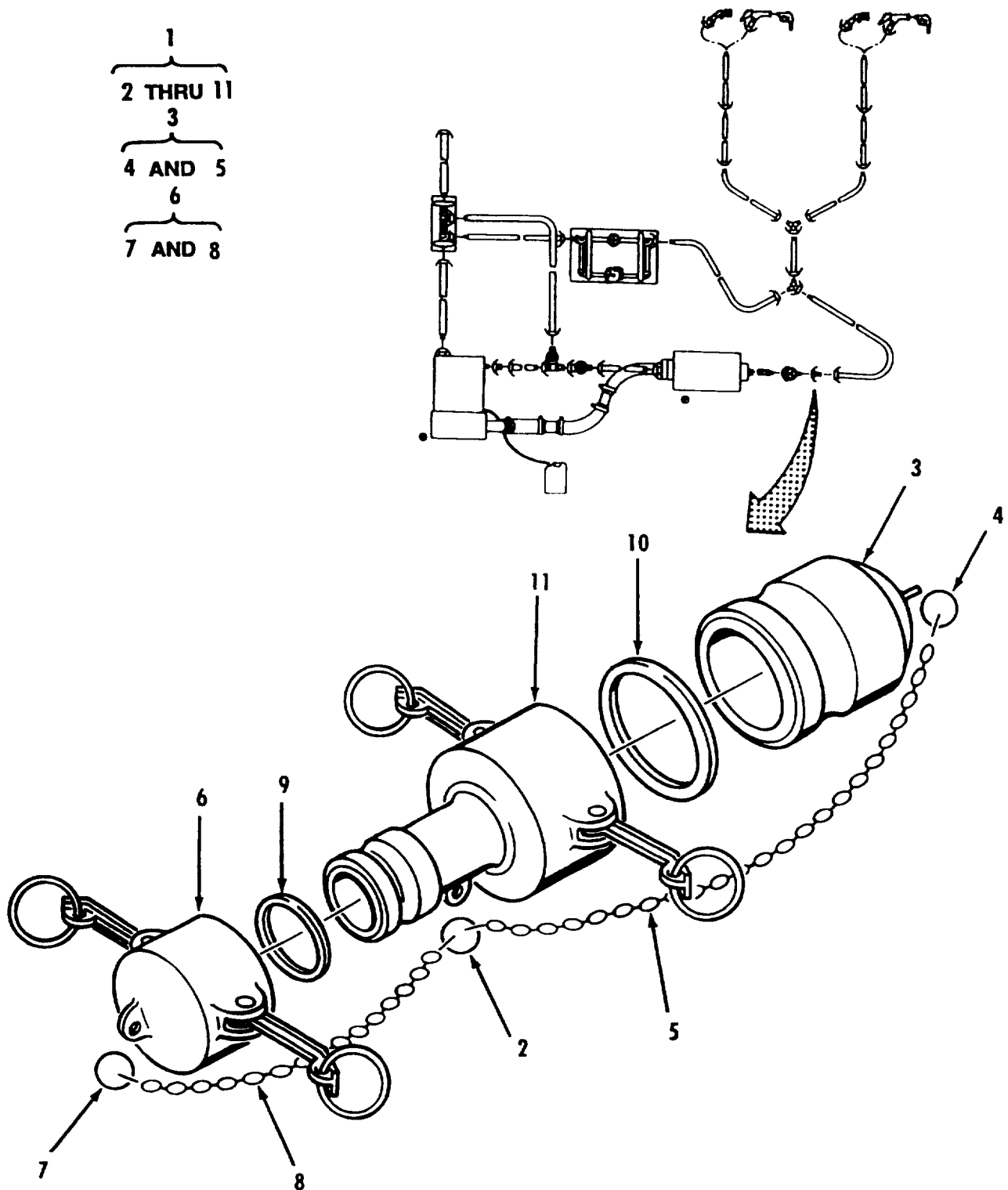


Figure 38. Accessory - Reducer 2 Inch Male by 3 Inch Female

SECTION II

TM 10-4930-240-23P

(1) ITEM NO	(2) SMR CODE	(3) NSN	(4) CAGEC	(5) PART NUMBER	(6) DESCRIPTION AND USABLE ON CODES (UOC)	(7) QTY
GROUP 21 ACCESSORY ITEMS						
FIG. 38 ACCESSORY - REDUCER 2 INCH MALE BY 3 INCH FEMALE						
1	AOOOO		97403	13228E1809	REDUCER, QUICK DISC 2 INCH MALE X 3..... INCH FEMALE	1
2	XBOZZ	5340011778975	39428	90177A218	.HOLDER, KEY	1
3	PAOOZ	4730009290790	96906	MS27029-15	.PLUG, QUICK DISCONNE	1
4	XBOZZ	5340011778975	39428	90177A218	..HOLDER, KEY	1
5	MOOZZ		19099	CHAIN-19L	..CHAIN MAKE FROM BULK P/N	1
6	PAOOZ	4730006499100	96906	MS27028-11	RRC271TYPE2CLASS3, (81349)..... .CAP, QUICK DISCONNEC REMOVE AND..... DISCARD STANDARD GASKET	1
7	XBOZZ	5340011778975	39428	90177A218	..HOLDER, KEY	1
8	MOOZZ		19099	CHAIN-19L	..CHAIN MAKE FROM BULK P/N	1
9	PCOZZ	5330014132126	97403	13228E1768-6	RRC271TYPE2CLASS3, (81349)..... .GASKET ARCTIC	1
10	PCOZZ	5330013988739	97403	13228E1768-8	.GASKET	1
11	PAOZZ	4730009513294	96906	MS49000-3	.COUPLING HALF, QUICK	1

END OF FIGURE

1
┌───┐
2 THRU 11
4
┌───┐
5 AND 6
7
┌───┐
8 AND 9

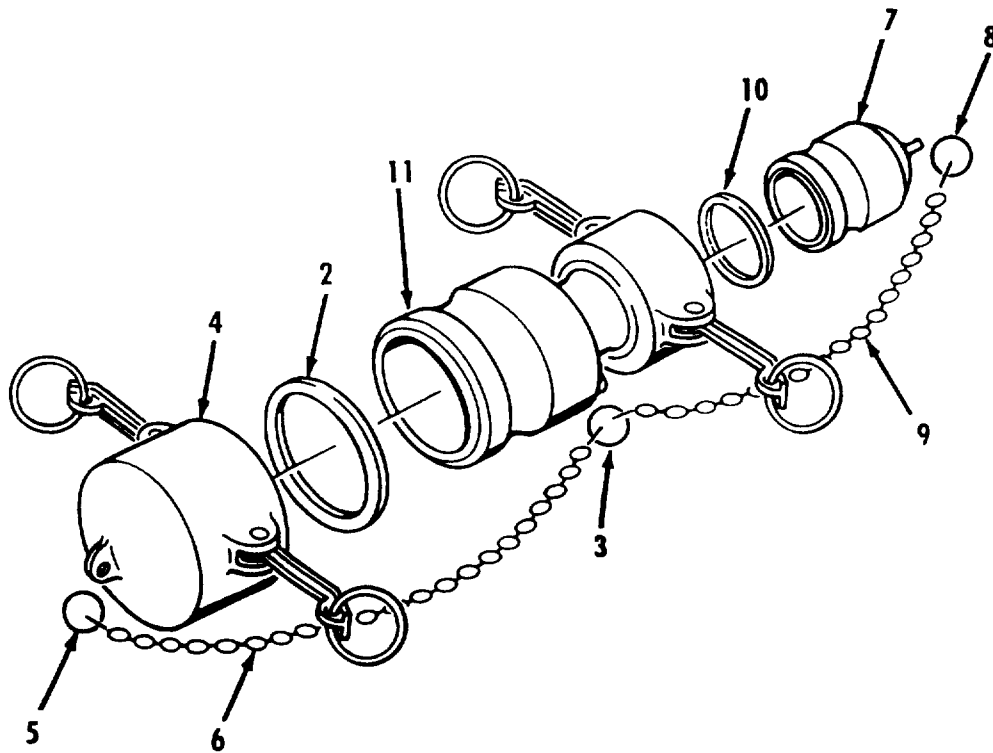


Figure 39. Accessory - Reducer 2 Inch Male by 1.5 Inch Female

SECTION II

TM 10-4930-240-23P

(1) ITEM NO	(2) SMR CODE	(3) NSN	(4) CAGEC	(5) PART NUMBER	(6) DESCRIPTION AND USABLE ON CODES (UOC)	(7) QTY
GROUP 21 ACCESSORY ITEMS						
FIG. 39 ACCESSORY - REDUCER 2 INCH MALE BY 1.5 INCH FEMALE						
1	AOOOO		97403	13228E1806	REDUCER, QUICK DISCO 2 INCH MALE X..... 1.5 INCH FEMALE	1
2	PCOZZ	5330014132126	97403	13228E1768-6	.GASKET ARCTIC	1
3	XBOZZ	5340011778975	39428	90177A218	.HOLDER, KEY	1
4	PAOOZ	4730006499100	96906	MS27028-11	.CAP, QUICK DISCONNED REMOVE AND..... DISCARD STANDARD GASKET	1
5	XBOZZ	5340011778975	39428	90177A218	..HOLDER, KEY	1
6	MOOZZ		19099	CHAIN-19L	..CHAIN MAKE FROM BULK P/N	1
7	PAOOZ	4730008235316	96906	MS27029-9	RRC271TYPE2CLASS3, (81349)..... .PLUG, QUICK DISCONNED	1
8	XBOZZ	5340011778975	39428	90177A218	..HOLDER, KEY	1
9	MOOZZ		19099	CHAIN-19L	..CHAIN MAKE FROM BULK P/N	1
10	PCOZZ		97403	13228E1768-5	RRC271TYPE2CLASS3, (81349)..... .GASKET ARCTIC	1
11	PAOZZ	4730009513298	96906	MS49000-13	.REDUCER, QUICK DISCO REMOVE AND	1
					DISCARD STANDARD GASKET	1

END OF FIGURE

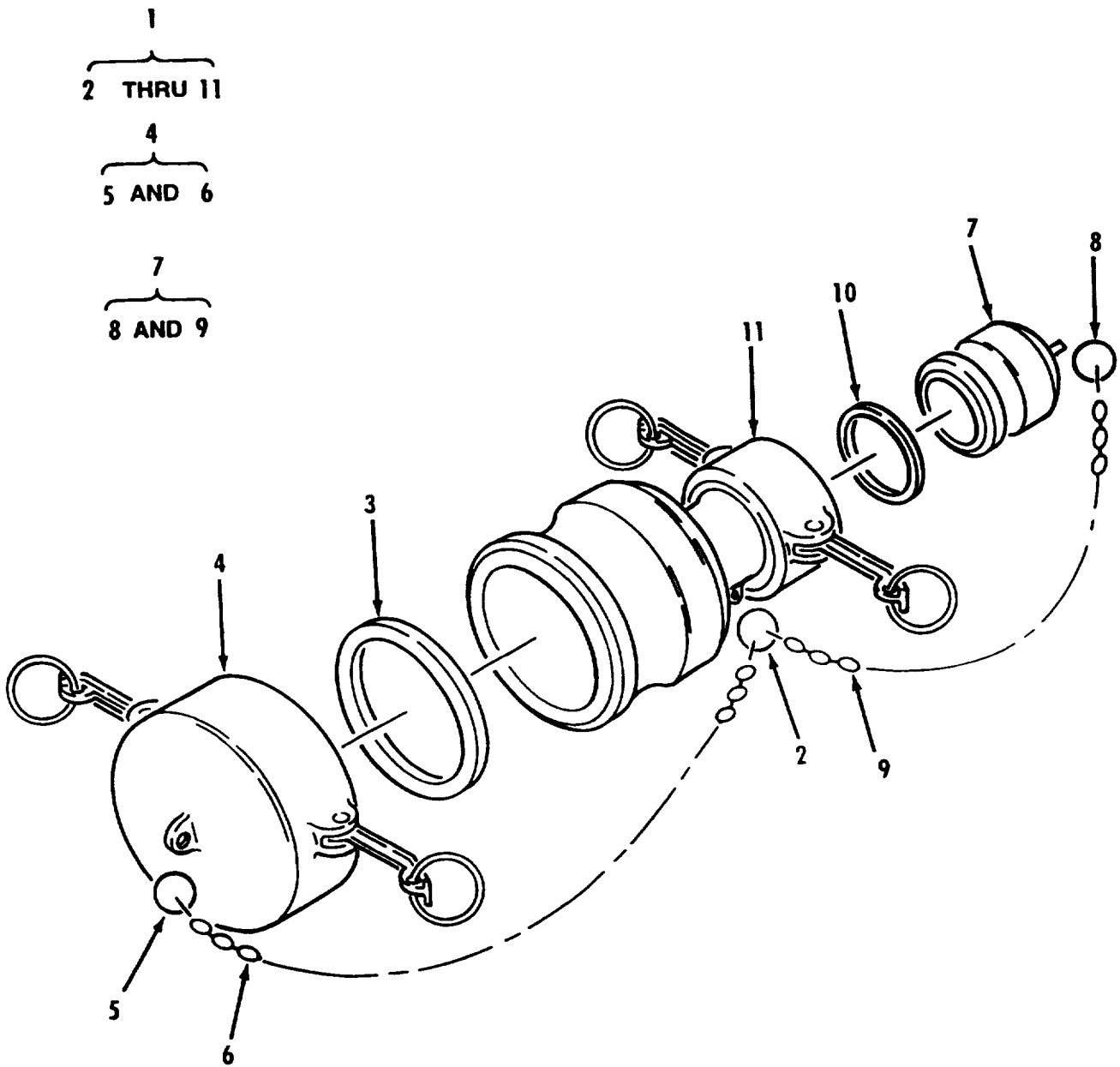


Figure 40. Accessory - Reducer 4 Inch Male by 2 Inch Female

SECTION II

TM 10-4930-240-23P

(1) ITEM NO	(2) SMR CODE	(3) NSN	(4) CAGEC	(5) PART NUMBER	(6) DESCRIPTION AND USABLE ON CODES (UOC)	(7) QTY
GROUP 21 ACCESSORY ITEMS						
FIG. 40 ACCESSORY - REDUCER 4 INCH MALE BY 2 INCH FEMALE						
1	AOOOO		97403	13228E1808	REDUCER, QUICK DISCO 4 INCH MALE X 2 INCH FEMALE	1
2	XBOZZ	0011778975	39428	90177A218	.HOLDER, KEY	1
3	PCOZZ		97403	13228E1768-9	.GASKET ARCTIC	1
4	PAOOZ	4730006406156	96906	MS27028-17	.CAP, QUICK DISCONNED REMOVE AND..... DISCARD STANDARD GASKET	1
5	XBOZZ	5340011778975	39428	90177A218	..HOLDER, KEY	1
6	MOOZZ		19099	CHAIN-19L	..CHAIN MAKE FROM BULK P/N	1
7	PAOOZ	4730009155127	96906	MS27029-11	RRC271TYPE2CLASS3, (81349).....	
8	XBOZZ	5340011778975	39428	90177A218	.PLUG, QUICK DISCONNED	1
9	MOOZZ		19099	CHAIN-19L	..HOLDER, KEY	1
10	PCOZZ	5330014132126	97403	13228E1768-6	..CHAIN MAKE FROM BULK P/N	1
11	PAOZZ	4730011860821	96906	MS49000-19	RRC271TYPE2CLASS3, (81349)..... .GASKET ARCTIC	1
					.REDUCER, QUICK DISCO REMOVED AND DISCARD STANDARD GASKET	1

END OF FIGURE

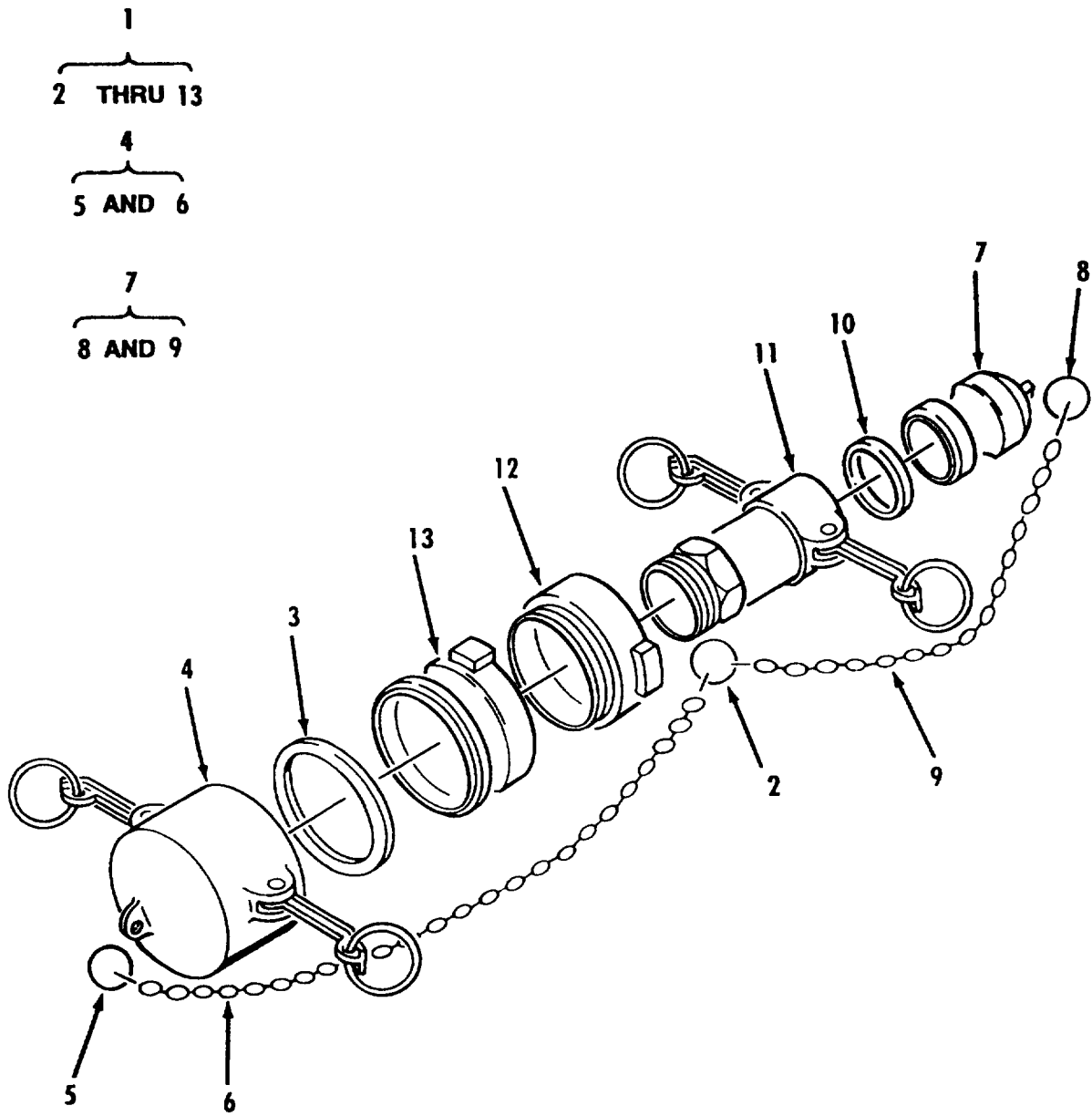


Figure 41. Accessory - Reducer 6 Inch Male by 2 Inch Female

SECTION II

TM 10-4930-240-23P

(1) ITEM NO	(2) SMR CODE	(3) NSN	(4) CAGEC	(5) PART NUMBER	(6) DESCRIPTION AND USABLE ON CODES (UOC)	(7) QTY
GROUP 21 ACCESSORY ITEMS						
FIG. 41 ACCESSORY - REDUCER 6 INCH MALE BY 2 INCH FEMALE						
1	AOOOO		97403	13228E1811	REDUCER, QUICK DISCO 6 INCH MALE X 2 INCH FEMALE.....	1
2	XBOZZ	5340011778975	39428	90177A218	.HOLDER, KEY	1
3	PCOZZ		97403	13228E1768-10	.GASKET ARCTIC	1
4	PAOOZ	4730000644435	96906	MS27028-19	.CAP, QUICK DISCONNEC REMOVE AND..... DISCARD STANDARD GASKET	1
5	XBOZZ	5340011778975	39428	90177A218	..HOLDER, KEY	1
6	MOOZZ		19099	CHAIN-19L	..CHAIN MAKE FROM BULK P/N	1
7	PAOOZ	4730009155127	96906	MS27029-11	RRC271TYPE2CLASS3, (81349).....	
8	XBOZZ	5340011778975	39428	90177A218	.PLUG, QUICK DISCONNEC	1
9	MOOZZ		19099	CHAIN-19L	..HOLDER, KEY	1
10	PCOZZ	5330014132126	97403	13228E1768-6	..CHAIN MAKE FROM BULK P/N	1
11	XBOZZ		96906	MS49002-3	RRC271TYPE2CLASS3, (81349)..... .GASKET ARCTIC	
12	XBOZZ		97403	13228E1812	.REDUCER, QUICK DISCO REMOVE AND	1
13	PAOOZ	4730011860815	96906	MS27020-19	DISCARD STANDARD GASKET	
					.REDUCER	1
					.COUPLING HALF, QUICK	1

END OF FIGURE

1
┌───┐
2 THRU 11
4
┌───┐
5 AND 6
7
┌───┐
8 AND 9

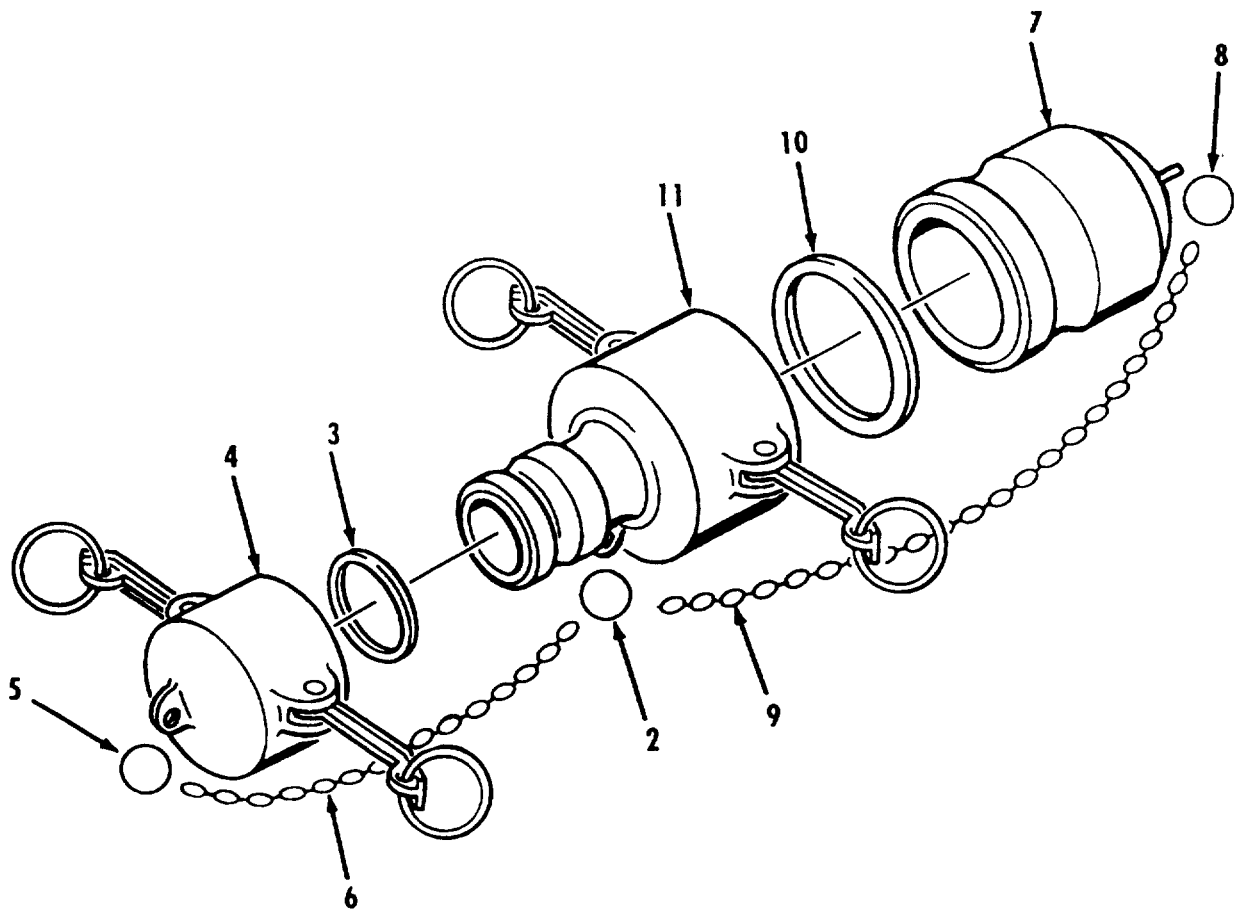


Figure 42. Accessory - Reducer 3 Inch Male by 4 Inch Female

SECTION II

TM 10-4930-240-23P

(1) ITEM NO	(2) SMR CODE	(3) NSN	(4) CAGEC	(5) PART NUMBER	(6) DESCRIPTION AND USABLE ON CODES (UOC)	(7) QTY
GROUP 21 ACCESSORY ITEMS						
FIG. 42 ACCESSORY - REDUCER 3 INCH MALE BY 4 INCH FEMALE						
1	ADOOO		97403	13228E1833	REDUCER, QUICK DISCO 3 INCH MALE X..... 4 INCH FEMALE.....	1
2	XBOZZ	5340011778975	39428	90177A218	.HOLDER, KEY	
3	PCOZZ	5330013988739	97403	13228E1768-8	.GASKET ARCTIC	1
4	PAOOZ	4730009290787	96906	MS27028-15	.CAP, QUICK DISCONNEC REMOVE AND..... DISCARD STANDARD GASKET.	1 1
5	XBOZZ	5340011778975	39428	90177A218	..HOLDER, KEY	1
6	MOOZZ		19099	CHAIN-19L	..CHAIN MAKE FROM BULK P/N	1
7	PAOOZ	4730009155127	96906	MS27029-11	RRC271TYPE2CLASS3, (81349).....	
8	XBOZZ	5340011778975	39428	90177A218	.PLUG, QUICK DISCONNEC	1
9	MOOZZ		19099	CHAIN-19L	..HOLDER, KEY	1
10	PCOZZ		97403	13228E1768-9	..CHAIN MAKE FROM BULK P/N	1
11	PAOZZ	4730009513293	96906	MS49000-1	RRC271TYPE2CLASS3, (81349)..... .GASKET ARCTIC	1 1
					.REDUCER, QUICK DISCO REMOVE AND	1
					DISCARD STANDARD GASKET.	

END OF FIGURE

1
┌───┐
2 THRU 11

4
┌───┐
5 AND 6

7
┌───┐
8 AND 9

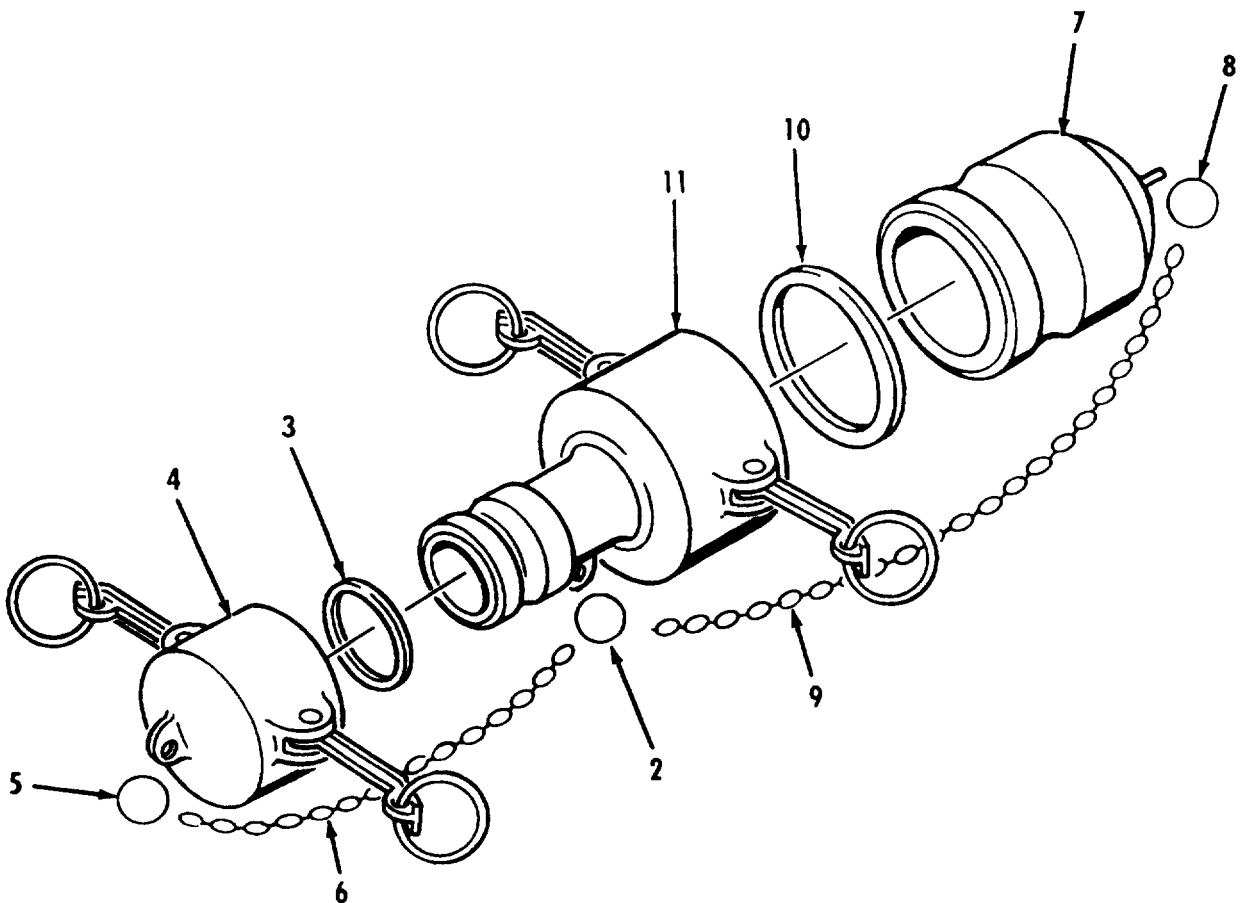


Figure 43. Accessory - Reducer 1.5 Inch Male by 2 Inch Female

SECTION II

TM 10-4930-240-23P

(1) ITEM NO	(2) SMR CODE	(3) NSN	(4) CAGEC	(5) PART NUMBER	(6) DESCRIPTION AND USABLE ON CODES (UOC)	(7) QTY
GROUP 21 ACCESSORY ITEMS						
FIG. 43 ACCESSORY - REDUCER 1.5 INCH MALE BY 2 INCH FEMALE						
1	AOOOO		97403	13228E1836	REDUCER, QUICK DISCO 1.5 INCH MALE	1
2	XBOZZ	5340011778975	39428	90177A218	X 2 INCH FEMALE.....	1
3	PCOZZ		97403	13228E1768-5	.HOLDER, KEY	1
4	PAOOZ	4730008695246	96906	MS27028-9	.GASKET ARCTIC	1
5	XBOZZ	5340011778975	39428	90177A218	.CAP, QUICK DISCONNEC REMOVE AND.....	1
6	MOOZZ		19099	CHAIN-19L	DISCARD STANDARD GASKET	1
7	PAOOZ	4730009155127	96906	MS27029-11	..HOLDER, KEY	1
8	XBOZZ	340011778975	39428	90177A218	..CHAIN MAKE FROM BULK P/N	1
9	MOOZZ		19099	CHAIN-19L	RRC271TYPE2CLASS3, (81349).....	1
10	PCOZZ	5330014132126	97403	13228E1768-6	.PLUG, QUICK DISCONNEC	1
11	PAOZZ	4730009513295	96906	MS49000-5	..HOLDER, KEY	1
					..CHAIN MAKE FROM BULK P/N	1
					RRC271TYPE2CLASS3, (81349).....	1
					.GASKET ARCTIC	1
					.REDUCER, QUICK DISCO REMOVE AND	1
					DISCARD STANDARD GASKET	1

END OF FIGURE

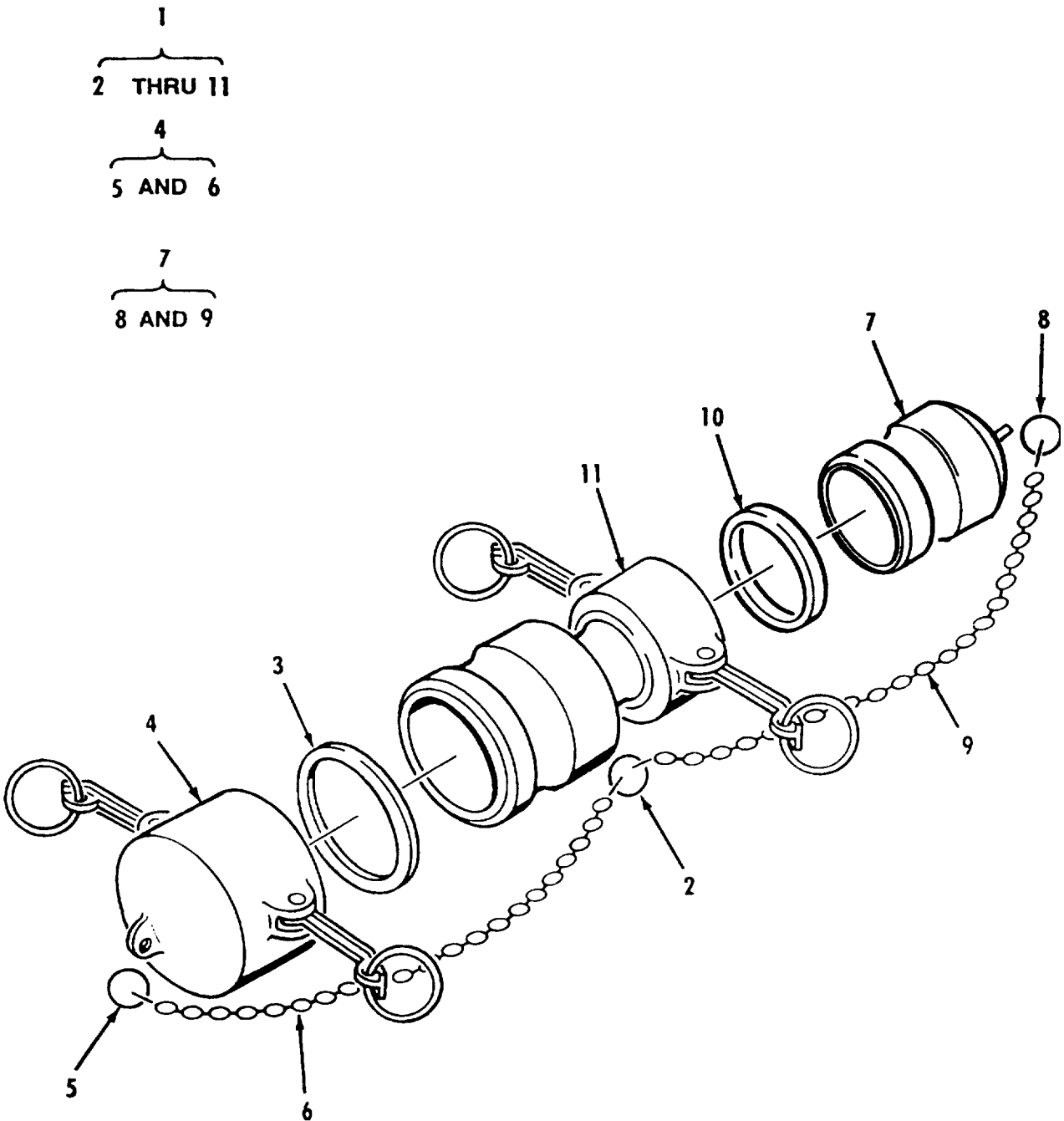


Figure 44. Accessory - Reducer 4 Inch Male by 3 Inch Female

SECTION II

TM 10-4930-240-23P

(1) ITEM NO	(2) SMR CODE	(3) NSN	(4) CAGEC	(5) PART NUMBER	(6) DESCRIPTION AND USABLE ON CODES (UOC)	(7) QTY
GROUP 21 ACCESSORY ITEMS						
FIG. 44 ACCESSORY - REDUCER 4 INCH MALE BY 3 INCH FEMALE						
1	AOOOO		97403	13228E1842	REDUCER, QUICK DISCO 4 INCH MALE X..... 3 INCH FEMALE	1
2	XBOZZ	5340011778975	39428	90177A218	.HOLDER, KEY	1
3	PCOZZ		97403	13228E1768-9	.GASKET ARCTIC	1
4	PAOOZ	4730006406156	96906	MS27028-17	.CAP, QUICK DISCONNEC REMOVE AND..... DISCARD STANDARD GASKET	1
5	XBOZZ	5340011778975	39428	90177A218	..HOLDER, KEY	1
6	MOOZZ		19099	CHAIN-19L	..CHAIN MAKE FROM BULK P/N	1
7	PAOOZ	4730009290790	96906	MS27029-15	RRC271TYPE2CLASS3, (81349)..... .PLUG, QUICK DISCONNEC	1
8	XBOZZ	5340011778975	39428	90177A218	..HOLDER, KEY	1
9	MOOZZ		19099	CHAIN-19L	..CHAIN MAKE FROM BULK P/N	1
10	PCOZZ	5330013988739	97403	13228E1768-8	RRC271TYPE2CLASS3, (81349)..... .GASKET ARCTIC	1
11	PAOZZ	4730009513296	96906	MS49000-9	.REDUCER, QUICK DISCO REMOVE AND	1
					DISCARD STANDARD GASKET	

END OF FIGURE

- 1
- 2 THRU 13
- 4
- 5 AND 6
- 7
- 8 AND 9

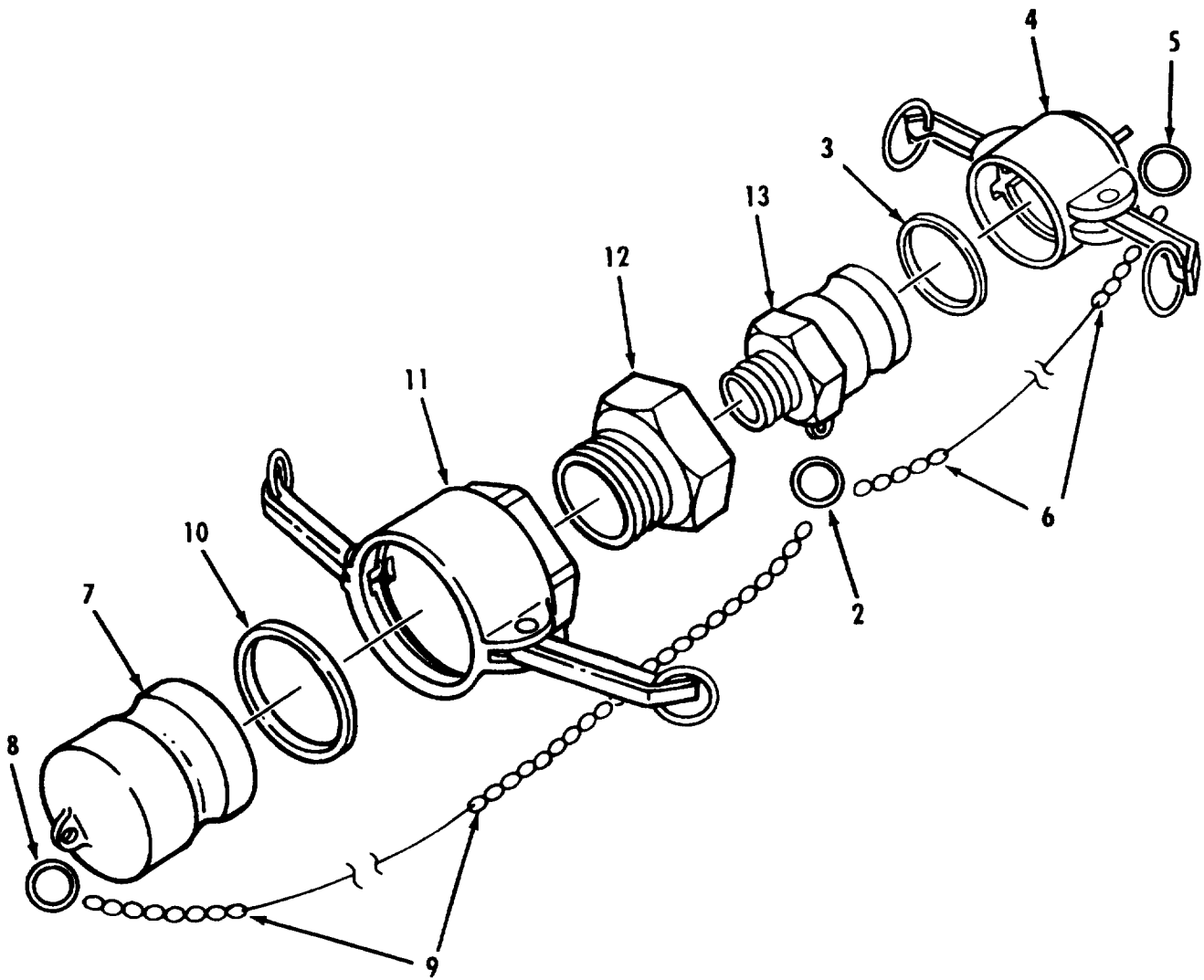


Figure 45. Accessory - Reducer 3 Inch Male by 6 Inch Female

SECTION II

TM 10-4930-240-23P

(1) ITEM NO	(2) SMR CODE	(3) NSN	(4) CAGEC	(5) PART NUMBER	(6) DESCRIPTION AND USABLE ON CODES (UOC)	(7) QTY
GROUP 21 ACCESSORY ITEMS						
FIG. 45 ACCESSORY - REDUCER 3 INCH MALE BY 6 INCH FEMALE						
1	AOOOO		97403	13228E1810	REDUCER QUICK DISCO 3 INCH MALE X..... 6 INCH FEMALE	1
2	XBOZZ	5340011778975	39428	90177A218	.HOLDER, KEY	1
3	PCOZZ	5330013988739	97403	13228E1768-8	.GASKET ARCTIC	1
4	PAOOZ	4730009290787	96906	MS27028-15	.CAP, QUICK DISCONNEC REMOVE AND..... DISCARD STANDARD GASKET.	1
5	XBOZZ	5340011778975	39428	90177A218	..HOLDER, KEY	1
6	MOOZZ		19099	CHAIN-19L	..CHAIN MAKE FROM BULK P/N	1
7	XBOOA	4730000644434	96906	MS27029-19	RRC271TYPE2CLASS3, (81349)..... .PLUG, QUICK DISCONE	1
8	XBOZZ	40011778975	39428	90177A218	..HOLDER, KEY	1
9	MOOZZ		19099	CHAIN-19L	..CHAIN MAKE FROM BULK P/N	1
10	PCOZZ		97403	13228E1768-10	RRC271TYPE2CLASS3, (81349)..... .GASKET ARCTIC	1
11	XBOZZ	4730011860817	96906	MS27024-19	.COUPLING HALF, QUICK REMOVE AND	1
12	XBOZZ		97403	13230E3116	DISCARD STANDARD GASKET	1
13	PAOOZ		96906	MS49001-1	.BUSHING, REDUCING, PI	1
					.COUPLING HALF, QUICK	1

END OF FIGURE

1
2 THRU 8

4
5 AND 6

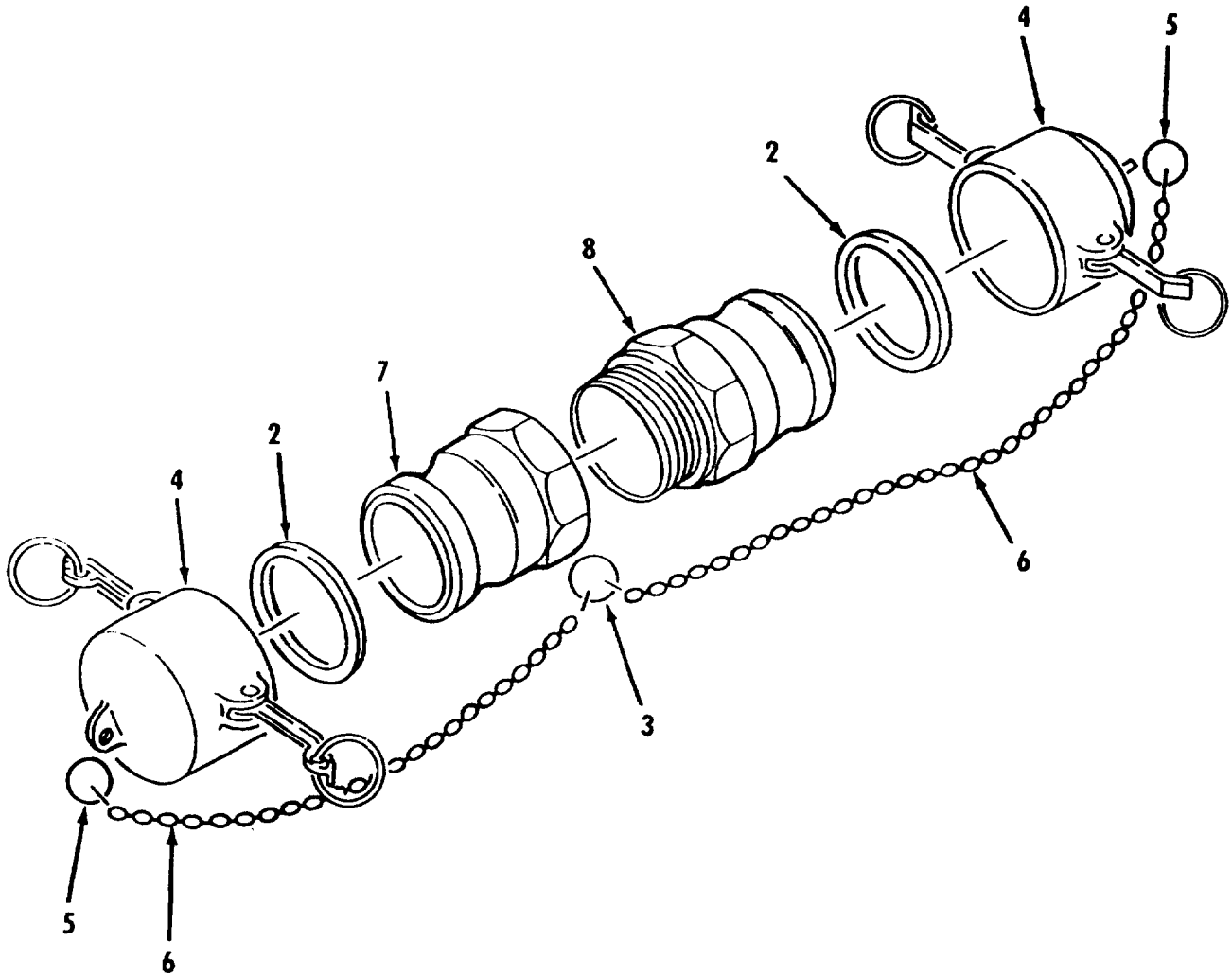


Figure 46. Accessory - Adapter 2 Inch Male

SECTION II

TM 10-4930-240-23P

(1) ITEM NO	(2) SMR CODE	(3) NSN	(4) CAGEC	(5) PART NUMBER	(6) DESCRIPTION AND USABLE ON CODES (UOC)	(7) QTY
GROUP 21 ACCESSORY ITEMS						
FIG. 46 ACCESSORY - ADAPTER 2 INCH MALE						
1	AOOOO		97403	13228E1803	ADAPTER, QUICK DISCO 2 INCH MALE	1
2	PCOZZ	5330014132126	97403	13228E1768 -6	.GASKET ARCTIC	2
3	XPOZZ	5340011778975	39428	90177A218	.HOLDER, KEY.....	3
4	PAOZZ	4730006499100	96906	MS27028-11	.CAP, QUICK DISCONNED REMOVE AND.....	2
					DISCARD STANDARD GASKET	
5	XBOZZ	5430011778975	39428	90177A218	..HOLDER, KEY.....	1
6	MOOZZ		19099	CHAIN-19L	..CHAIN MAKE FROM BULK P/N	1
					RR271TYPE2CLASS3, (81349)	
7	PAOZZ	4730000791362	96906	MS27020-11	.COUPLING HALF, QUICK	1
8	PAOZZ	4730009387997	96906	MS27022-11	.COUPLING HALF, QUICK	1

END OF FIGURE

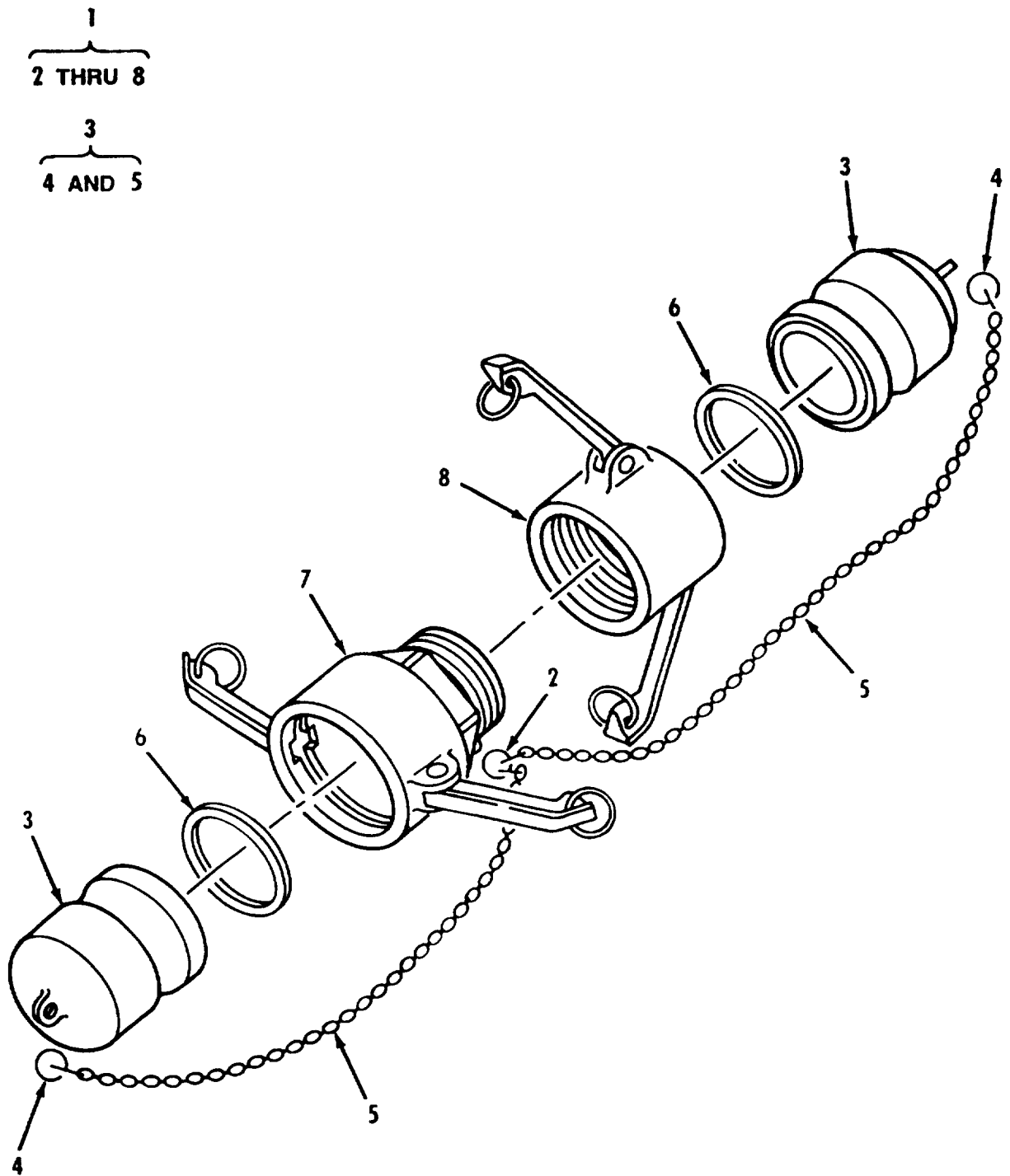


Figure 47. Accessory - Adapter 2 Inch Female

SECTION II

TM 10-4930-240-23P

(1) ITEM NO	(2) SMR CODE	(3) NSN	(4) CAGEC	(5) PART NUMBER	(6) DESCRIPTION AND USABLE ON CODES (UOC)	(7) QTY
GROUP 21 ACCESSORY ITEMS						
FIG. 47 ACCESSORY - ADAPTER 2 INCH FEMALE						
1	AOOOO		97403	13228E1813	ADAPTER, QUICK DISCO 2 INCH FEMALE.	1
2	XBOZZ	5340011778975	39428	90177A218	.HOLDER, KEY.....	1
3	PAOOZ	4730009155127	96906	MS27029-11	.PLUG, QUICK DISCONNE	2
4	XBOZZ	5340011778975	39428	90177A218	..HOLDER, KEY	2
5	MOOZZ		19099	CHAIN-19L	..CHAIN MAKE FROM BULK P/N	1
					RRC271TYPE2CLASS3, (81349).....	
6	PCOZZ	5330014132126	97403	13228E1768-6	.GASKET ARCTIC	2
7	PAOZZ	4730006499103	96906	MS27024-11	.COUPLING HALF, QUICK REMOVE AND.....	1
					DISCARD STANDARD GASKET	
8	PAOZZ	4730000889285	96906	MS27026-11	.COUPLING HALF, QUICK REMOVE AND	1
					DISCARD STANDARD GASKET..	

END OF FIGURE

1
┌───┐
2 THRU 10
3
┌───┐
4 AND 5
7
┌───┐
8 AND 9

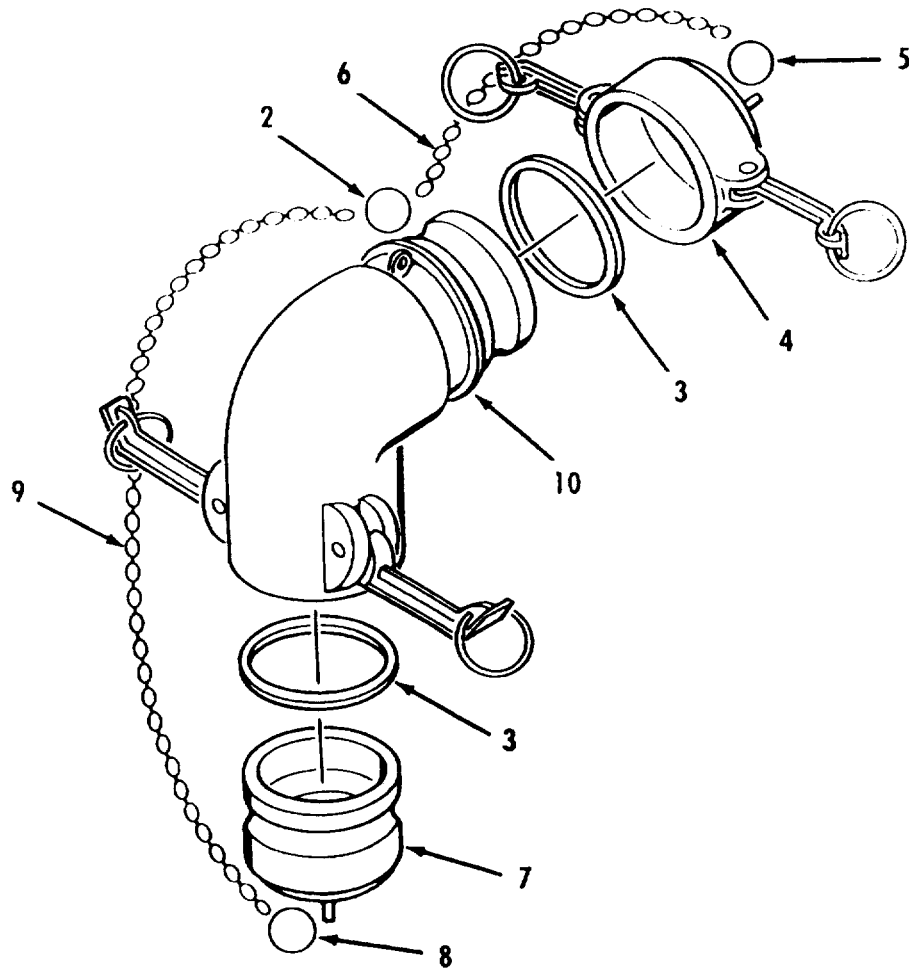


Figure 48. Accessory - Elbow 3 Inch Male by 3 Inch Female

SECTION II

TM 10-4930-240-23P

(1) ITEM NO	(2) SMR CODE	(3) NSN	(4) CAGEC	(5) PART NUMBER	(6) DESCRIPTION AND USABLE ON CODES (UOC)	(7) QTY
GROUP 21 ACCESSORY ITEMS						
FIG. 48 ACCESSORY - ELBOW 3 INCH MALE BY 3 INCH FEMALE						
1	AOOOO		97403	13228E1858	ELBOW, QUICK DISCONN 3 INCH MALE X 3 INCH FEMALE.....	3
2	XBOZZ	5340011778975	39428	90177A218	.HOLDER, KEY	1
3	PCOZZ	5330013988739	97403	13228E1768-8	.GASKET ARCTIC	2
4	PAOOZ	4730009290787	96906	MS27028-15	.CAP, QUICK DISCONNEC REMOVE AND..... DISCARD STANDARD GASKET	1
5	XBOZZ	340011778975	39428	90177A218	..HOLDER, KEY	1
6	MOOZZ		19099	CHAIN-19L	..CHAIN MAKE FROM BULK P/N	1
7	PAOOZ	4730009290790	96906	MS27029-15	RRC271TYPE2CLASS3, (81348).....	
8	XBOZZ	5340011778975	39428	90177A218	.PLUG, QUICK DISCONN	1
9	MOOZZ		19099	CHAIN-19L	..HOLDER, KEY	1
10	XBOZZ		80691	30BA90AL	..CHAIN MAKE FROM BULK P/N	1
					RRC271TYPE2CLASS3, (81348).....	.
					.ELBOW REMOVE AND DISCARD STANDARD GASKET	1

END OF FIGURE

1
2 THRU 10

3
4 AND 5

7
8 AND 9

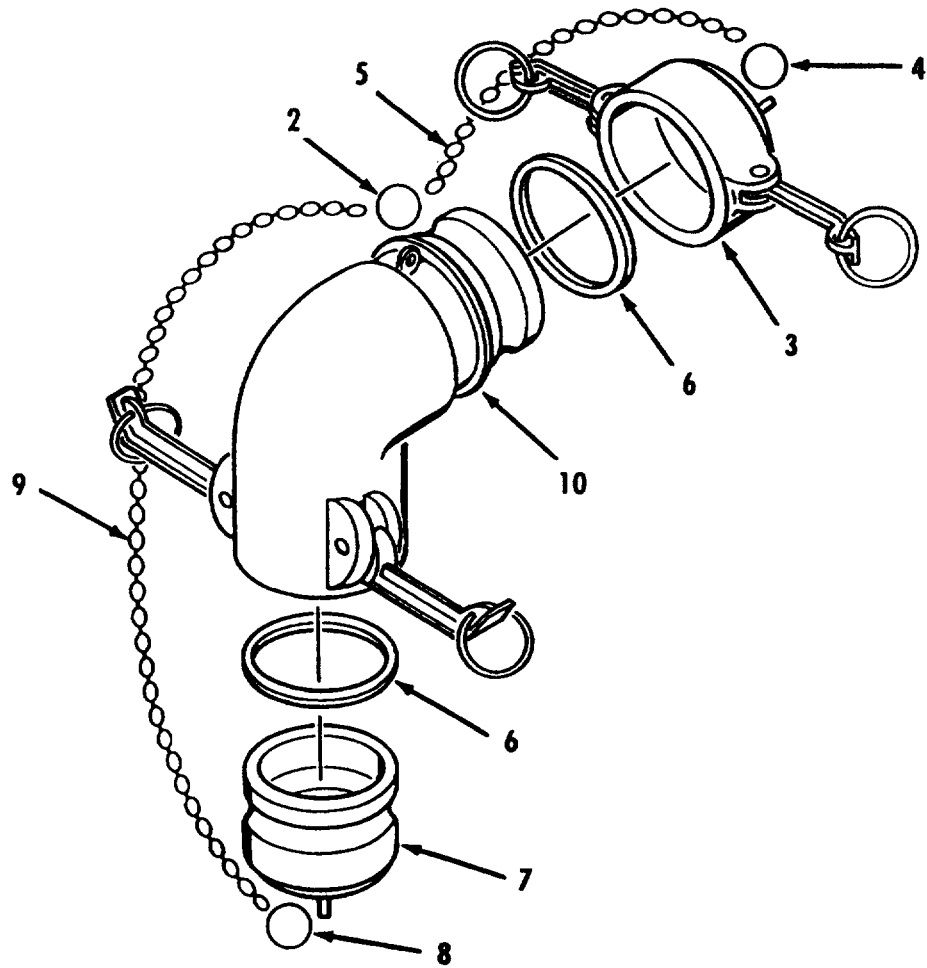


Figure 49. Accessory - Elbow 2 Inch Male by 2 Inch Female

SECTION II

TM 10-4930-240-23P

(1) ITEM NO	(2) SMR CODE	(3) NSN	(4) CAGEC	(5) PART NUMBER	(6) DESCRIPTION AND USABLE ON CODES (UOC)	(7) QTY
GROUP 21 ACCESSORY ITEMS						
FIG. 49 ACCESSORY - ELBOW 2 INCH MALE BY 2 INCH FEMALE						
1	AOOOO		97403	13228E1857	ELBOW, QUICK DISCONN 4 INCH MALE X 2 INCH FEMALE	1
2	XBOZZ	5340011778975	39428	90177A218	.HOLDER, KEY	1
3	PAOOZ	4730006499100	96906	MS27028-11	.CAP, QUICK DISCONN REMOVE AND DISCARD STANDARD GASKET.	1
4	XBOZZ	5340011778975	39428	90177A218	..HOLDER, KEY	1
5	MOOZZ		19099	CHAIN-19L	..CHAIN MAKE FROM BULK P/N RRC271TYPE2CLASS3, (81349).....	V
6	PCOZZ	5330014132126	97403	13228E1768-6	.GASKET ARCTIC	2
7	PAOOZ	4730009155127	96906	MS27029-11	.PLUG, QUICK DISCONN	1
8	XBOZZ	5340011778975	39428	90177A218	..HOLDER, KEY	1
9	MOOZZ		19099	CHAIN-19L	..CHAIN MAKE FROM BULK P/N RRC271TYPE2CLASS3, (81349).....	1
10	XBOZZ		10691	20BA90AL	.ELBOW, QUICK DISCONN REMOVE AND DISCARD STANDARD GASKET	1

END OF FIGURE

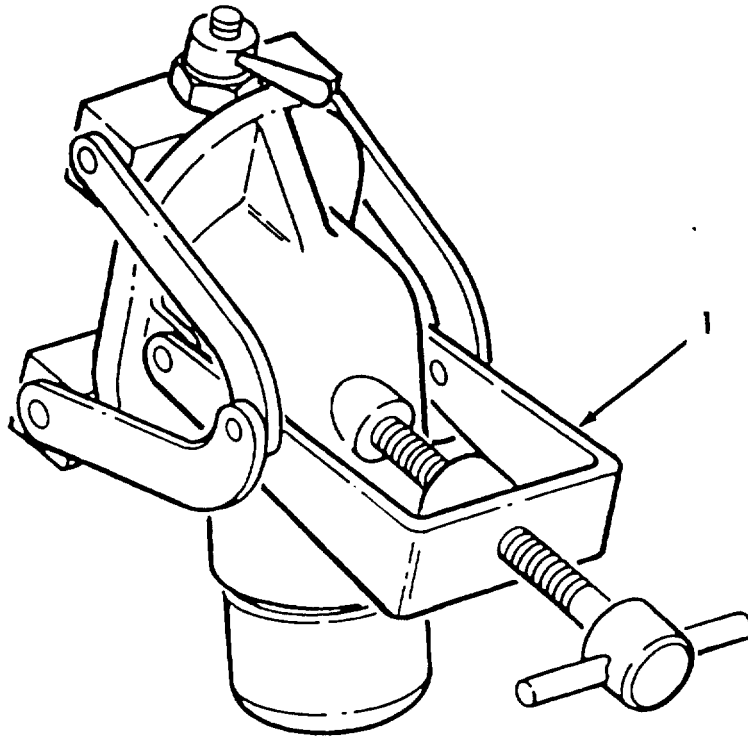


Figure 50. Accessory - NATO Rail Tanker Coupling

SECTION II

TM10-4930-240-23P

(1) ITEM NO	(2) SMR CODE	(3) NSN	(4) CAGEC	(5) PART NUMBER	(6) DESCRIPTION AND USABLE ON CODES (UOC)	(7) QTY
-------------------	--------------------	------------	--------------	-----------------------	--	------------

GROUP 21 ACCESSORY ITEMS

FIG. 50 ACCESSORY - NATO RAIL
 TANKER COUPLING

1	XBOZZ	3835014140464	97403	13222E8219	COUPLING, RAIL TANKE	2
---	-------	---------------	-------	------------	----------------------------	---

END OF FIGURE

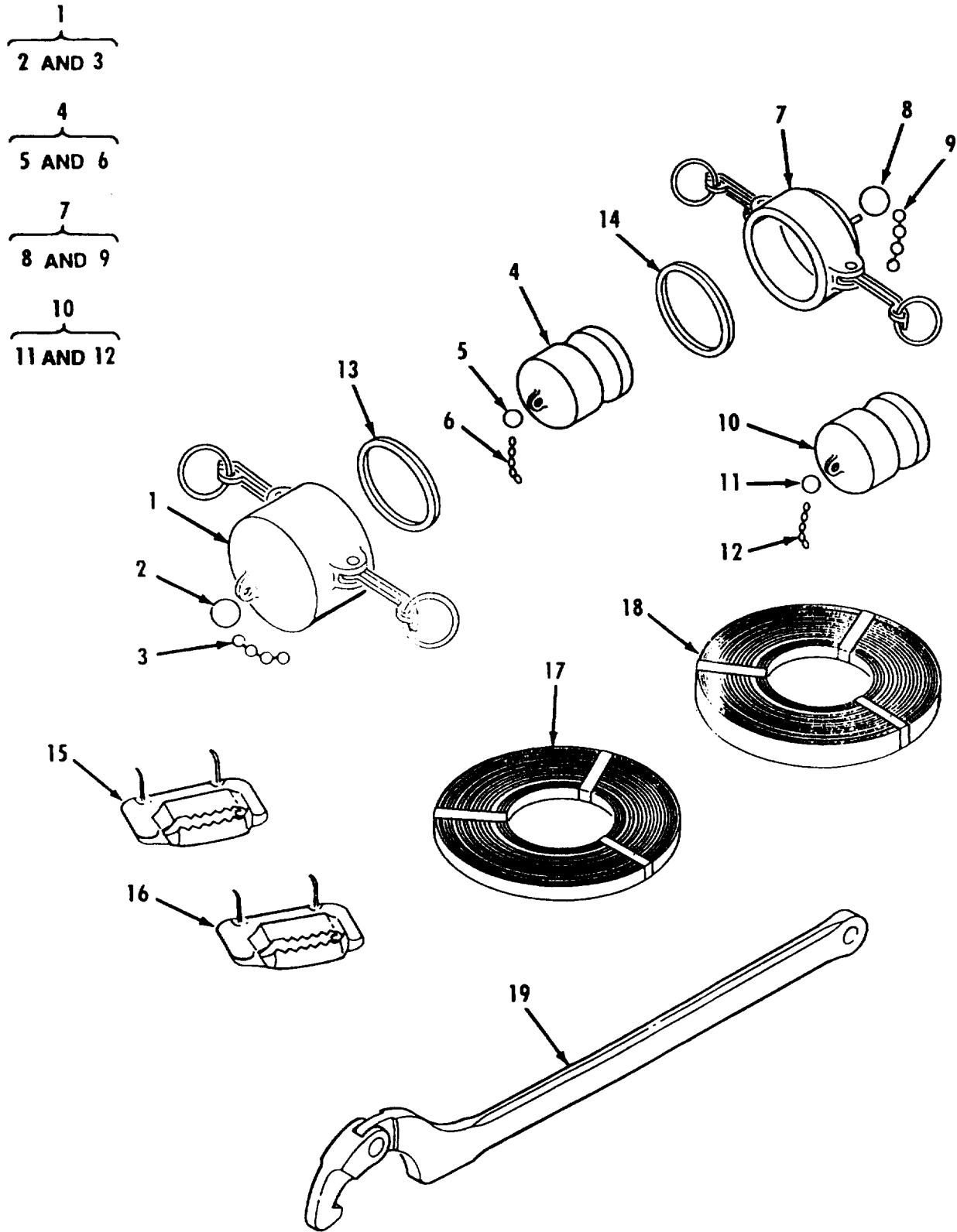


Figure 51. Accessory - Couplings, Gaskets, Seals, and Wrench

SECTION II

TM10-4930-240-23P

(1) ITEM NO	(2) SMR CODE	(3) NSN	(4) CAGEC	(5) PART NUMBER	(6) DESCRIPTION AND USABLE ON CODES (UOC)	(7) QTY
GROUP 21 ACCESSORY ITEMS						
FIG. 51 ACCESSORY - COUPLINGS, GASKETS, SEALS, AND WRENCH						
1	PAOOZ	4730006499100	96906	MS27028-11	CAP, QUICK DISCONNec REMOVE AND	1
					DISCARD STANDARD GASKET.	
2	XBOZZ	5340011778975	39428	90177A218	.HOLDER, KEY	1
3	MOOZZ		19099	CHAIN-19L	.CHAIN MAKE FROM BULK P/N	1
					RRC271TYPE2CLASS3, (81349).....	
4	PAOOZ	4730009155127	96906	MS27029-11	PLUG, QUICK DISCONNec	1
5	XBOZZ	5340011778975	39428	90177A218	.HOLDER, KEY	1
6	MOOZZ		19099	CHAIN-19L	.CHAIN MAKE FROM BULK P/N	1
					RRC271TYPE2CLASS3, (81349).....	
7	PAOOZ	4730009290791	96906	MS27028-5	CAP, QUICK DISCONNec REMOVE AND.....	1
					DISCARD STANDARD GASKET.	
8	XBOZZ	5340011778975	39428	90177A218	.HOLDER, KEY	1
9	MOOZZ		19099	CHAIN-19L	.CHAIN MAKE FROM BULK P/N	1
					RRC271TYPE2CLASS3, (81349).....	
10	PAOOZ	4730003600715	96906	MS27029-5	PLUG, QUICK DISCONNec	1
11	XBOZZ	5340011778975	39428	90177A218	.HOLDER, KEY	1
12	MOOZZ		19099	CHAIN-19L	.CHAIN MAKE FROM BULK P/N	1
					RRC271TYPE2CLASS3, (81349).....	
13	PCOZZ	5330014132126	97403	13228E1768-6	GASKET ARCTIC	1
14	PCOZZ		97403	13228E1768-3	GASKET ARCTIC	1
15	PAOZZ	5340002447325	70847	C254	SEAL, STRAPPING 1/2 INCH, 100 COUNT.....	1
16	PAOZZ	5340002447327	70847	C256	SEAL, STRAPPING 3/4 INCH, 100 COUNT.....	1
17	PAOZZ	5340002459438	70847	C204	STRAPPING 1/2 INCH, 100 FOOT PER	1
					ROLL	
18	PAOZZ	5340002459440	70847	C206	STRAPPING 3/4 INCH, 100 FOOT PER	1
					ROLL	
19	XBOZZ		D1097	155-230MM	WRENCH, COUPLING, TAN	1

END OF FIGURE

1
2 THRU 13

2
3 AND 4

7
8 AND 9

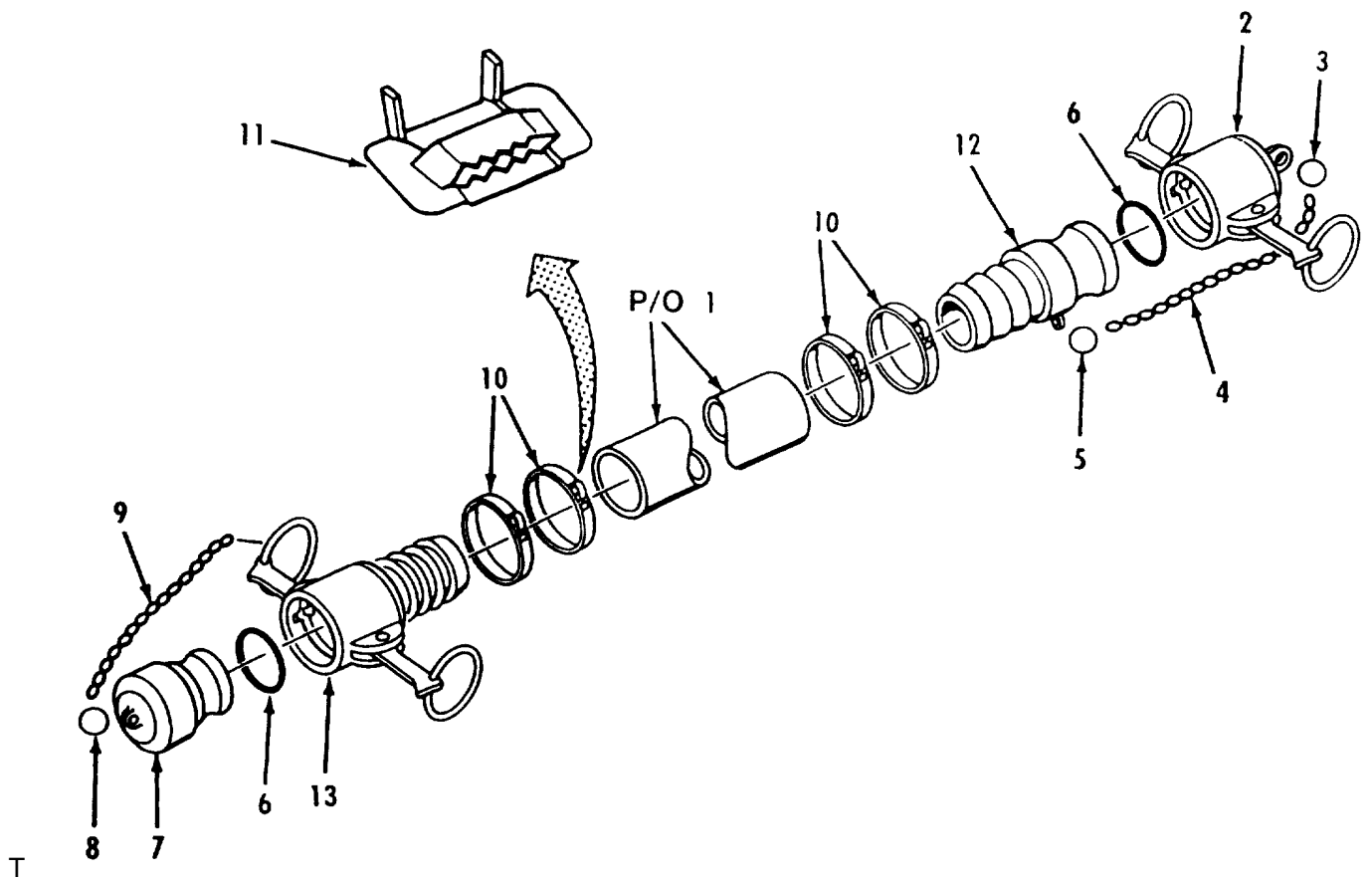


Figure 52. Accessory - Collapsible Discharge 2 Inch Hose Assembly, 10 Foot

SECTION II

TM10-4930-240-23P

(1) ITEM NO	(2) SMR CODE	(3) NSN	(4) CAGEC	(5) PART NUMBER	(6) DESCRIPTION AND USABLE ON CODES (UOC)	(7) QTY
GROUP 21 ACCESSORY ITEMS						
FIG. 52 ACCESSORY - COLLAPSIBLE DISCHARGE 2 INCH HOSE ASSEMBLY, 10 FOOT						
1	PCOOO		81349	M53095-03D100	HOSE ASSEMBLY, RUBBE DISCHARGE, 2..... INCH X 10 FT	1
2	PAOOZ	4730006499100	96906	MS27028-11	.CAP, QUICK DISCONNEC REMOVE AND..... DISCARD STANDARD GASKET	1
3	XBOZZ	5340011778975	39428	90177A218	..HOLDER, KEY	1
4	MOOZZ		19099	CHAIN-19L	..CHAIN MAKE FROM BULK P/N	1
5	XBOZZ	5340011778975	39428	90177A218	RRC271TYPE2CLASS3, (81349)..... .HOLDER, KEY	1
6	PCOZZ	5330014132126	97403	13228E1768-6	.GASKET ARCTIC	2
7	PAOOZ	4730009155127	96906	MS27029-11	.PLUG, QUICK DISCONN	1
8	XBOZZ	5340011778975	39428	90177A218	..HOLDER, KEY	1
9	MOOZZ		19099	CHAIN-19L	..CHAIN MAKE FROM BULK P/N	1
10	MOOZZ		19099	STRAP .75-20 IN	RRC271TYPE2CLASS3, (81349)..... .STRAPPING MAKE FROM BULK P/N C204,..... (70847)	4
11	PAOZZ	5340002447325	70847	C254	.SEAL, STRAPPING	4
12	XBOZZ	4730009387996	96906	MS27021-11	.COUPLING HALF, QUICK	1
13	XBOZZ	4730003600943	96906	MS27025-11	.COUPLING HALF, QUICK REMOVE AND..... DISCARD STANDARD GASKET	1

END OF FIGURE

1
2 THRU 13

2
3 AND 4

7
8 AND 9

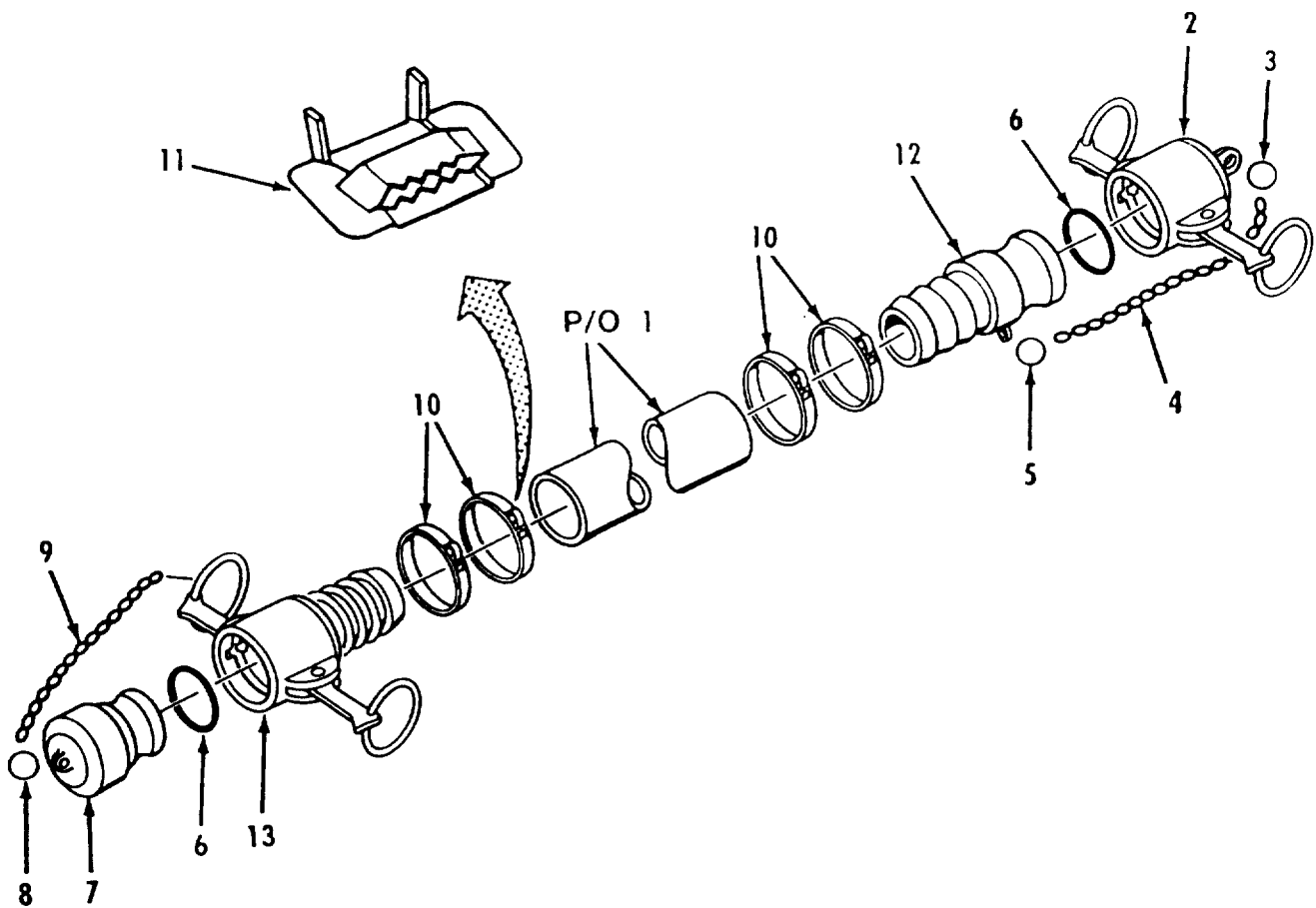


Figure 53. Accessory - Non- Collapsible Suction 2 Inch Hose Assembly, 10 Foot

SECTION II

TM10 4930-240-23P

(1) ITEM NO	(2) SMR CODE	(3) NSN	(4) CAGEC	(5) PART NUMBER	(6) DESCRIPTION AND USABLE ON CODES (UOC)	(7) QTY
					GROUP 21 ACCESSORY ITEMS	
					FIG. 53 ACCESSORY - NON-COLLAPSIBLE	
					SUCTION 2 INCH HOSE ASSEM-	
					BLY, 10 FOOT	
1	PCOOO		81349	M53096-06B2A100	HOSE ASSEMBLY SUCTION,2 INCH X 10	10
2	PAOZZ	4730006499100	96906	MS27028-11	FT CAP,QUICK DISCONNec REMOVE AND.....	1
3	XBOZZ	5340011778975	39428	90177A218	DISCARD STANDARD GASKET	1
4	MOOZZ	19099			.. HOLDER,KEY	1
5	XBOZZ	5340011778975	39428	90177A218	.. CHAIN-19L CHAIN MAKE FROM BULK P/N.....	1
6	PCOZZ	5330014132126	97403	13228E1768-6	RRC271TYPE2CLASS3, (81349).....	1
7	PAOZZ	4730009155127	96906	MS27029-11	..HOLDER,KEY	1
8	XBOZZ	5340011778975	39428	90177A218	. GASKET ARCTIC	2
9	MOOZZ		19099	CHAIN-19L	. PLUG,QUICK DISCONNec	1
10	MOOZZ		19099	STRAP .5-20 IN	.. HOLDER,KEY	1
11	PAOZZ	5340002447325	70847	C254	.. CHAIN MAKE FROM BULK P/N	1
12	XBOZZ	4730009387996	96906	MS27021-11	RRC271TYPE2CLASS3, (81349).....	1
13	XBOZZ	4730003600943	96906	MS27025-11	. STRAPPING MAKE FROM BULK P/N C204,.....	4
					(70847)	4
					. SEAL,STRAPPING	4
					. COUPLING HALF,QUICK	1
					. COUPLING HALF,QUICK REMOVE AND.....	1
					DISCARD STANDARD GASKET	1

END OF FIGURE

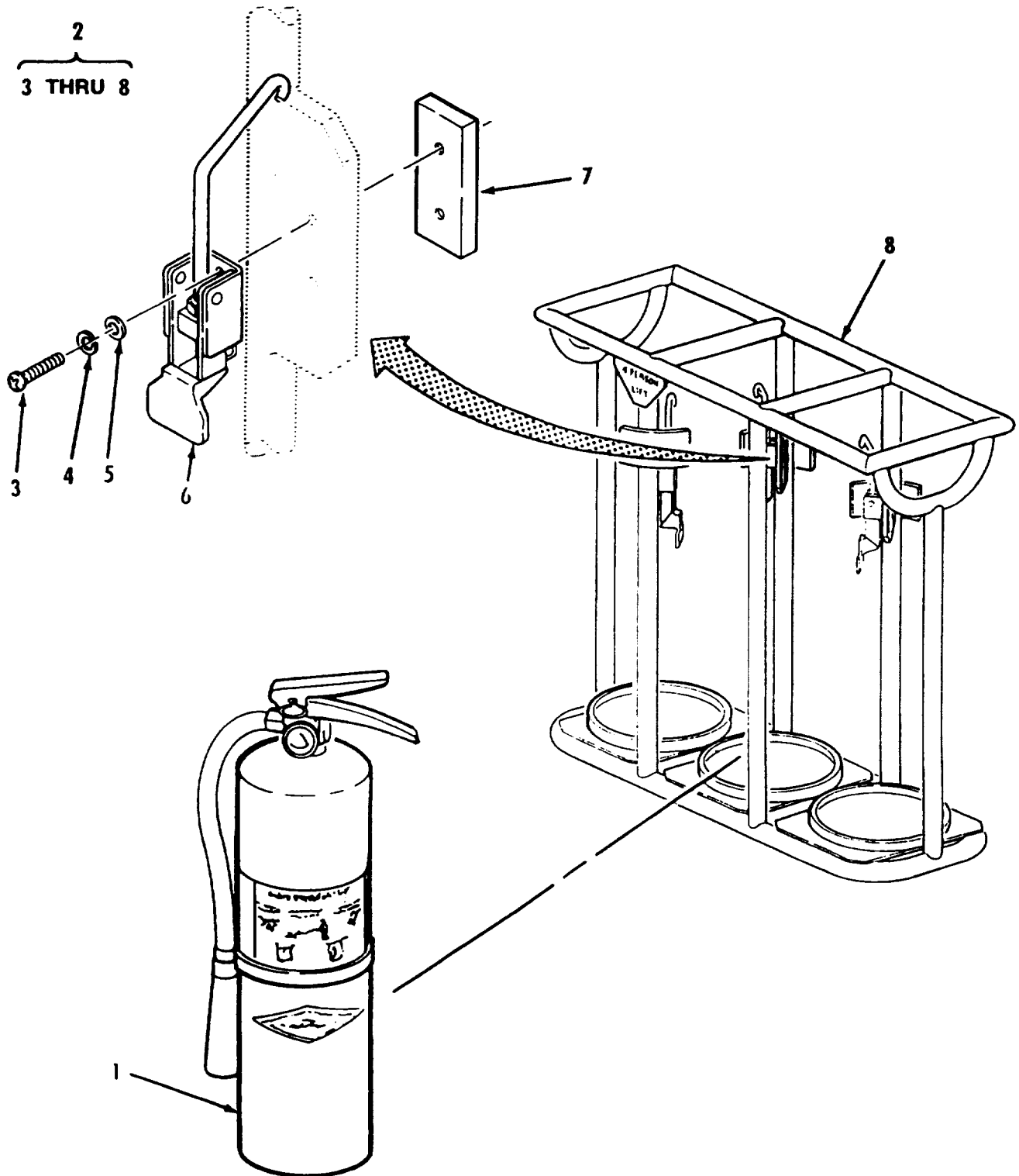


Figure 54. Accessory- Fire Extinguisher and frame Assembly

SECTION II

TM10 4930-240-23P

(1) ITEM NO	(2) SMR CODE	(3) NSN	(4) CAGEC	(5) PART NUMBER	(6) DESCRIPTION AND USABLE ON CODES (UOC)	(7) QTY
GROUP 21 ACCESSORY ITEMS						
FIG. 54 ACCESSORY - FIRE EXTINGUISHER AND FRAME ASSEMBLY						
1	PAOZZ		03670	SY-2034	EXTINGUISHER, FIRE	3
2	XBOFF		97403	13229E2400	FRAME ASSEMBLY	1
3	PAOZZ	5305007024523	96906	MS35307-306	. SCREW,CAP,HEXAGON H.....	6
4	PAOZZ	5310009338121	96906	MS35338-139	. WASHER,LOCK	6
5	PAOZZ		96906	MS15795-810	. WASHER,FLAT	6
6	XBOZZ		94222	A1-11-702-20	. LATCH,ADJUSTABLE	3
7	XBOZZ		97403	13229E2397	. NUT PLATE	3
8	XBFZZ		97403	13229E2399	. FRAME,FIRE EXTINGUI	1

END OF FIGURE

1
2 AND 3

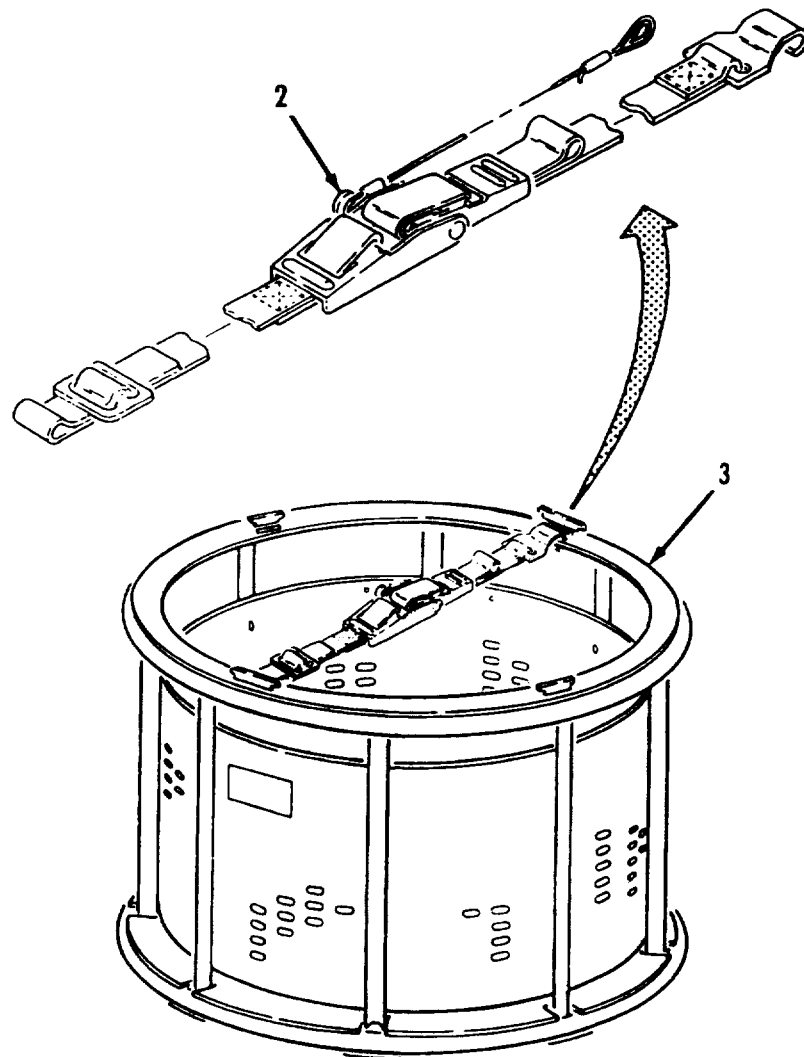


Figure 55. Accessory-fuel Hose Carrier Assembly

SECTION II

TM10 4930-240-23P

(1) ITEM NO	(2) SMR CODE	(3) NSN	(4) CAGEC	(5) PART NUMBER	(6) DESCRIPTION AND USABLE ON CODES (UOC) GROUP 21 FIG. 55 ACCESSORY ITEMS CARRIER ASSEMBLY	(7) QTY
1	XBOFF		97403	13230E2896	CARRIER ASSEMBLY	3
2	XBOZZ		97403	13229E5326	. STRAP,WEBBING	2
3	XBOFF		97403	13230E2959	. RACK,FUEL HOSE	1

END OF FIGURE

1
2 THRU 10

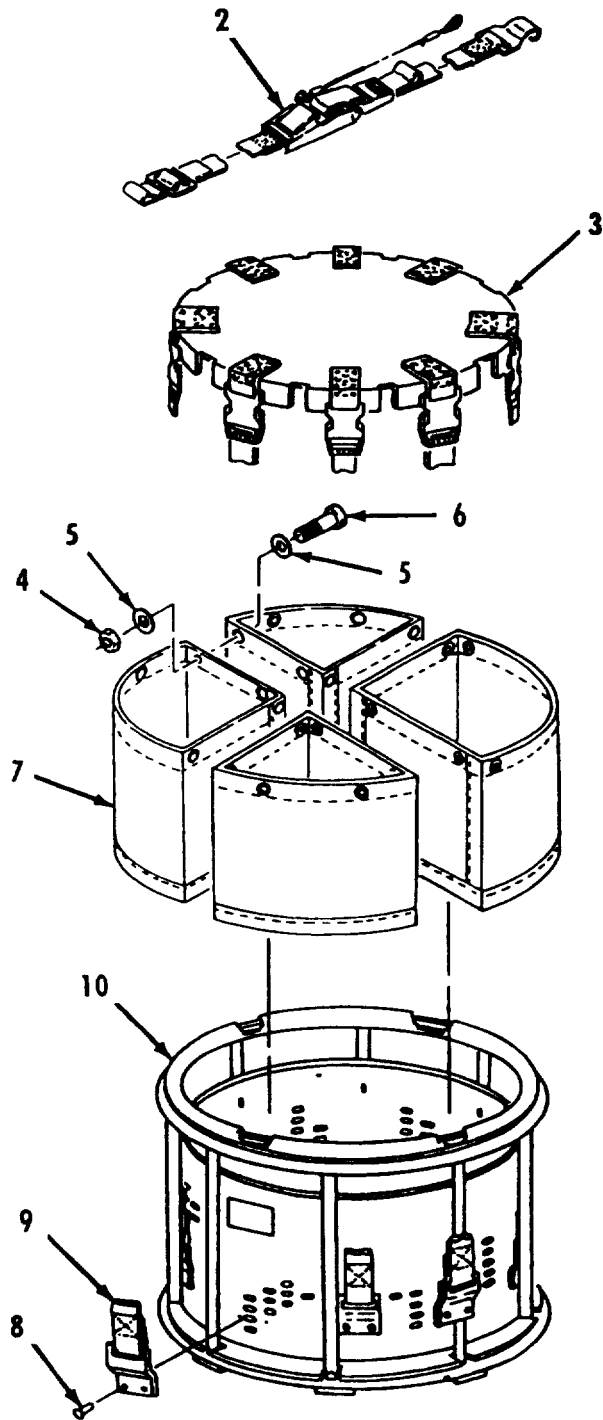


Figure 56. Accessory - Nozzle and Components Carrier Assy

SECTION II

TM10 4930-240-23P

(1) ITEM NO	(2) SMR CODE	(3) NSN	(4) CAGEC	(5) PART NUMBER	(6) DESCRIPTION AND USABLE ON CODES (UOC) GROUP 21 ACCESSORY ITEMS FIG. 56 ACCESSORY - NOZZLE AND COMPONENTS CARRIER ASSY	(7) QTY
1	XBOFF		97403	13230E2924	CARRIER ASSEMBLY.....	1
2	XBOZZ		97403	13229E'5326	. STRAP,WEBBING	2
3	XBOZZ		97403	13230E3102	. COVER ASSEMBLY	1
4	PAOZZ	5310001436102	96906	MS51922-6	. NUT,SELF-LOCKING,HE	16
5	PAOZZ		96906	MS15795-811	. WASHER,FLAT	32
6	PAOZZ	5305000593677	96906	MS51958-81	. SCREW,MACHINE	16
7	XBOZZ		97403	13230E2926	. BAG,NOZZLES.....	4
8	PAOZZ	5320005823301	53551	RV200-6-5	. RIVET,BLIND.....	16
9	XBOZZ		97403	13230E3099	. STRAP,LOWER.....	8
10	XBOFF		97403	13230E2958	. RACK,NOZZLES	1

END OF FIGURE

56-1

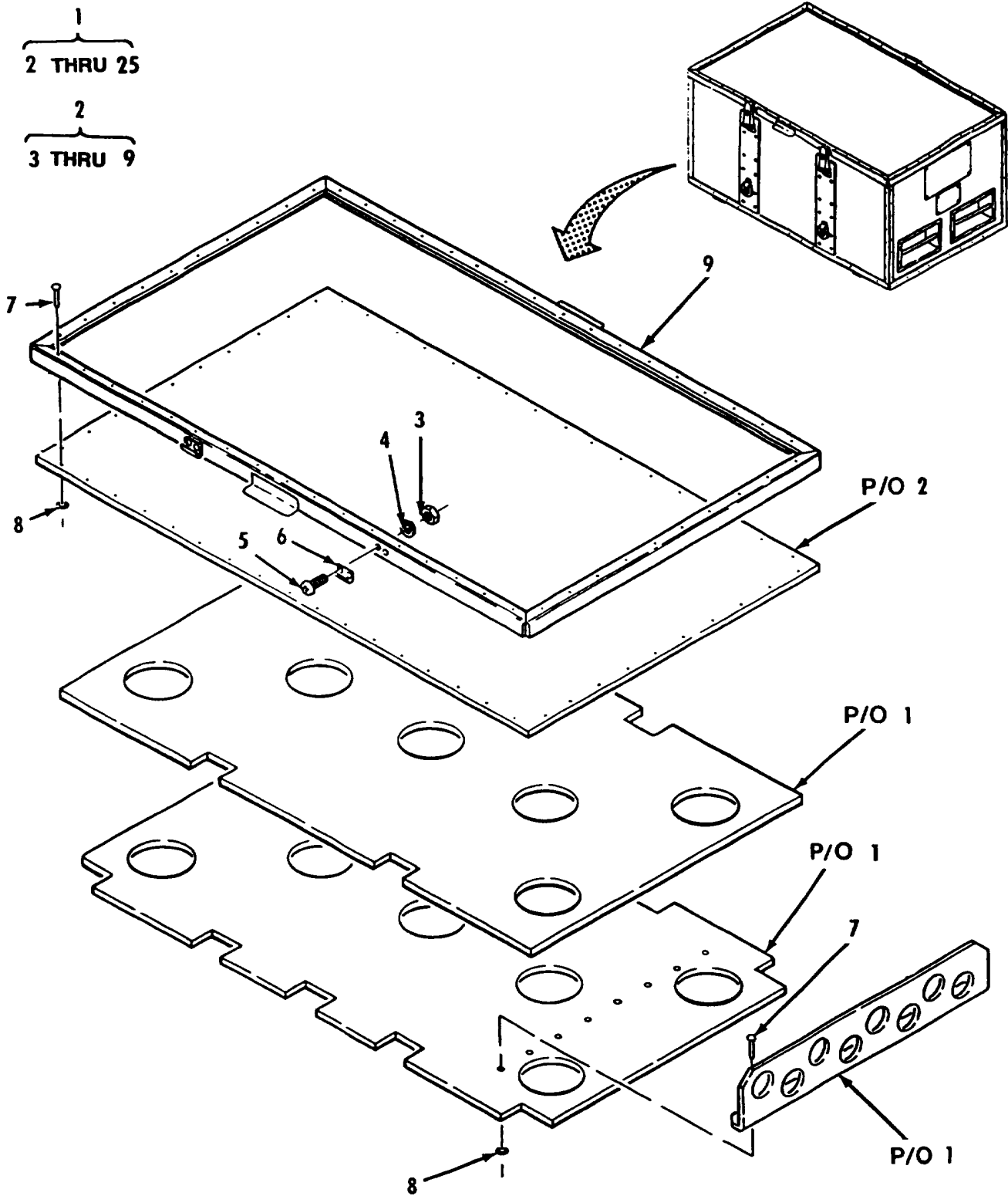


Figure 57. Accessory- Storage Box Assembly (Sheet 1 of 2)

19
20 THRU 25

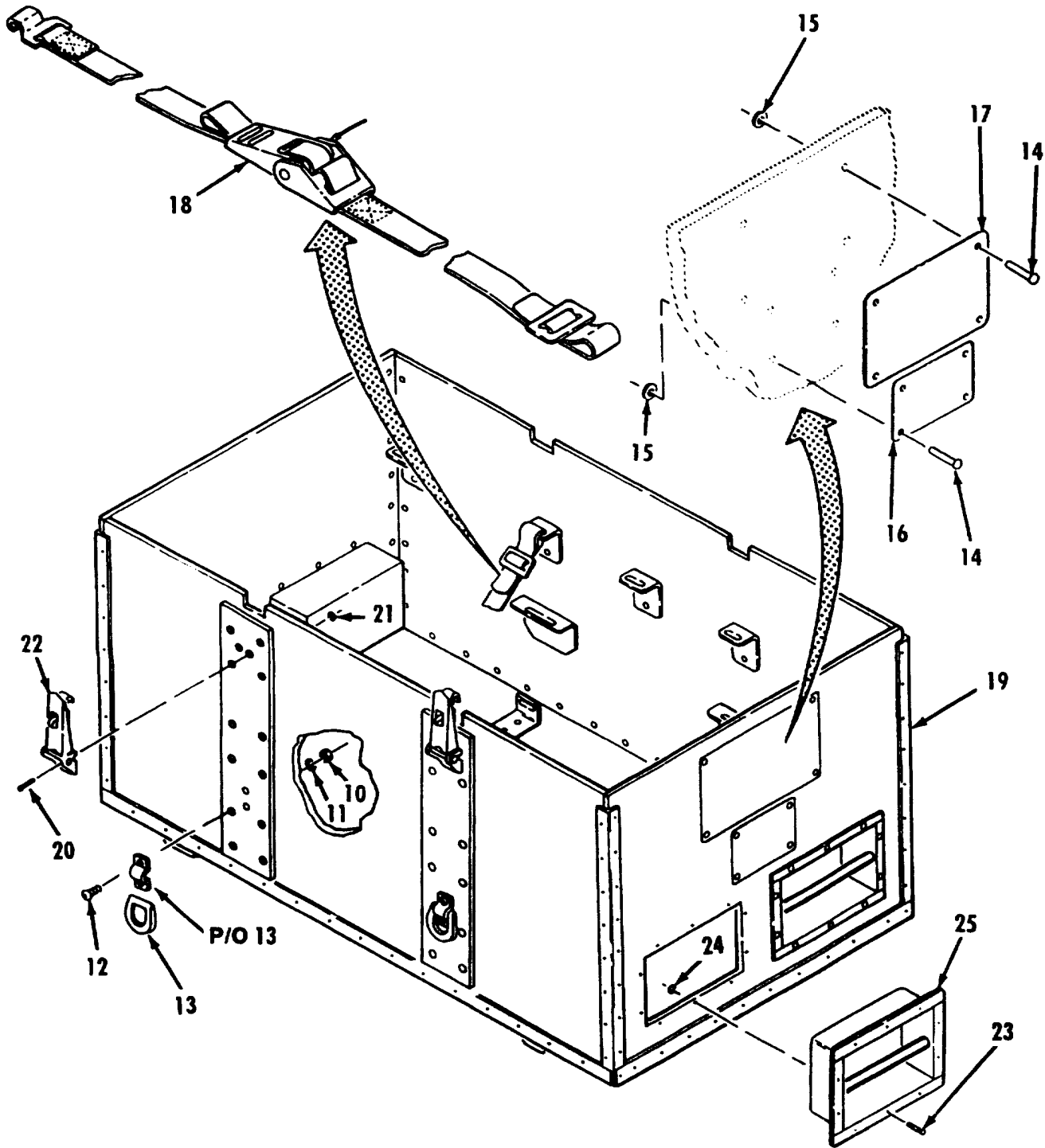


Figure 57. Accessory - Storage Box Assembly (Sheet 2 of 2)

SECTION II

TM10 4930-240-23P

(1) ITEM NO	(2) SMR CODE	(3) NSN	(4) CAGEC	(5) PART NUMBER	(6) DESCRIPTION AND USABLE ON CODES (UOC)	(7) QTY
GROUP 21 ACCESSORY ITEMS						
FIG. 57 ACCESSORY - STORAGE BOX ASSEMBLY						
1	XBOOO		97403	13230E2930	STORAGE BOX.....	1
2	XBOOO		97403	13230E2932	. COVER.....	1
3	PAOZZ		96906	MS35649-202	.. NUT,PLAIN,HEXAGON.....	8
4	PAOZZ	5310000453296	96906	MS35338-43	.. WASHER,LOCK.....	8
5	PAOZZ	5305009846210	96906	MS35206-263	.. SCREW,MACHINE.....	8
6	XBOZZ		71286	18L13-1-1AA	.. STRIKE,CATCH.....	4
7	PAOZZ	5320004545156	81349	M24243/1-B610	.. RIVET,BLIND.....	62
8	XBOZZ		8C244	ABUP6	.. PLATE,BACKUP.....	62
9	XBOFF		97403	13230E2934	.. FRAME,UPPER.....	1
10	PAOZZ		96906	MS35649-202	. NUT,PLAIN,HEXAGON.....	8
11	PAOZZ	5310000453296	96906	MS35338-43	. WASHER,LOCK.....	8
12	PAOZZ	5305009846214	96906	MS35206-267	. SCREW,MACHINE.....	8
13	XBOZZ		98313	FDK-2850	. RING DEE.....	4
14	PAOZZ	5320008244760	81349	M24243/1-B408	. RIVET,BLIND.....	8
15	XBOZZ		8C244	ABUP-4	. PLATE,BACKUP.....	8
16	XBOZZ		97403	13230E2891	. PLATE,IDENTIFICATIO.....	1
17	XBOZZ		97403	13230E2893	. PLATE,INFORMATION.....	1
18	XBOZZ		97403	13230E2941	. STRAP,WEBBING.....	6
19	XBOOO		97403	13230E2931	. STORAGE BOX.....	1
20	PAOZZ	5320004545156	81349	M24243/1-B610	.. RIVET,BLIND.....	132
21	XBOZZ		8C244	ABUP6	.. PLATE,BACKUP.....	116
22	XBOZZ	5340012065040	71286	18L01-IX1AA	.. CATCH,CLAMPING.....	4
23	PAOZZ	5320008244760	81349	M24243/1-B408	.. RIVET,BLIND.....	208
24	XBOZZ		8C244	ABUP-4	.. PLATE,BACKUP.....	116
25	XBOZZ		97403	13230E2865	.. HANDLE,LIFT.....	4
END OF FIGURE						

SECTION II

TM10 4930-240-23P

(1) ITEM NO	(2) SMR CODE	(3) NSN	(4) CAGEC	(5) PART NUMBER	(6) DESCRIPTION AND USABLE ON CODES (UOC) GROUP 22 BULK ITEMS FIG. BULK	(7) QTY
1	PAOZZ		81349	MIL-A-46106 GP1T Y1	ADHESIVE,SEALANT.....	V
2	PAOZZ		81348	RR-C-271	CHAIN,BEAD TYPE II,CLASS 5,TRADE NO.10	V
3	PAOZZ		81348	RR-C-271	CHAIN,WELDLESS TYPE II,CLASS 3,..... BRONZE,TRADE SIZE 35	V
4	PAOZZ		89616	07320206	FOAM,CLOSED CELL SHEET,54X84 INCH,..... CLOSED CELL,1/8THICK,ADHESIVE BACKING.....	V
5	PAOZZ		81349	MIL-H-8794-6	HOSE,RUBBER,HYDRAUL	V
6	PAOZZ		62377	14H	SEALANT,THREAD W/TE	V
7	PAOZZ	5340002459438	70847	C204	STRAPPING 1/2 INCH,100 FOOT	V
8	PAOZZ	5340002459440	70847	C206	STRAPPING 3/4 INCH,100 FOOT	V

END OF FIGURE

BULK-1

**CROSS-REFERENCE INDEXES
NATIONAL STOCK NUMBER INDEX**

STOCK NUMBER	FIG.	ITEM	STOCK NUMBER	FIG.	ITEM
4820-00-035-9916	17	8	4730-00-640-6156	44	4
5310-00-045-3296	8	3	4730-00-649-9100	3	2
	30	3		4	7
	57	4		5	2
	57	11		6	2
5310-00-045-3299	8	6		11	7
	30	6		38	6
5315-00-051-1432	27	17		39	4
5305-00-059-3677	56	6		46	4
5320-00-061-7083	27	19		49	3
4730-00-064-4435	41	4		51	1
4730-00-079-1362	46	7		52	2
4730-00-088-9285	11	5		53	2
	31	20	4730-00-649-9103	47	7
	47	8	5305-00-702-4523	54	3
5310-00-143-6102	56	4	5310-00-809-4058	9	3
5305-00-207-8253	27	12	4730-00-823-5316	39	7
7240-00-222-3088	25	5	5320-00-824-4760	8	10
5305-00-225-3843	9	4		8	14
	31	4		30	10
5340-00-244-7325	6	11		30	14
	51	15		57	14
	52	11		57	23
	53	11	4730-00-843-0269	25	2
5340-00-244-7327	3	11	4730-00-869-5246	43	4
	5	11	4730-00-873-4551	20	11
	22	11		23	11
	28	11		31	27
	51	16		33	6
5340-00-245-9438	51	17	5315-00-901-6346	27	22
	BULK	7	4730-00-915-5127	3	7
5340-00-245-9440	51	18		4	2
	BULK	8		5	7
5310-00-250-9477	27	10		6	7
4730-00-360-0715	51	10		11	2
4730-00-360-0913	20	7		24	3
	23	7		31	16
	31	15		37	3
	33	11		40	7
	34	7		41	7
5320-00-454-5156	8	20		42	7
	30	20		43	7
	57	7		47	3
	57	20		49	7
6150-00-483-3918	26	1		51	4
5320-00-582-3298	27	14		52	7
5320-00-582-3301	56	8		53	7
5310-00-582-5965	9	2	5305-00-923-8268	27	7
	31	2	4730-00-929-0787	20	4
4730-00-640-6156	40	4		22	3

**CROSS-REFERENCE INDEXES
NATIONAL STOCK NUMBER INDEX**

STOCK NUMBER	FIG.	ITEM	STOCK NUMBER	FIG.	ITEM	
4730-00-929-0787	23	4	4730-01-186-0815	41	13	
	24	6	4730-01-186-0821	40	11	
	28	2	5310-01-253-1618	8	7	
	31	11		30	7	
	33	8		31	3	
	34	3	4330-01-262-9496	21	1	
	37	6	5330-01-272-7463	17	15	
	42	4	8110-01-327-1981	35	1	
	45	4	6150-01-392-4191	36	1	
	48	4	5330-01-398-8739	19	10	
	4730-00-929-0790	19	3		20	3
		20	8		22	6
		22	7		23	3
23		8		24	9	
28		7		28	6	
31		24		31	14	
33		2		33	5	
38		3		34	6	
44		7		37	9	
48		7		38	10	
51		7		42	3	
4730-00-929-0791	51	7		44	10	
5310-00-933-8121	27	11		45	3	
	54	4		48	3	
5310-00-934-9724	27	6		3	6	
5310-00-934-9757	8	5	5330-01-413-2126	4	6	
	30	5		5	6	
5310-00-934-9758	8	1		6	6	
	30	1		11	1	
	57	3		19	9	
	57	10		24	10	
	57	10		31	19	
4730-00-938-7997	11	10		37	10	
	46	8		38	9	
4730-00-951-3293	42	11		39	2	
4730-00-951-3294	19	11		40	10	
	38	11		41	10	
4730-00-951-3295	43	11		43	10	
4730-00-951-3296	44	11		46	2	
4730-00-951-3297	24	11		47	6	
	37	11		49	6	
4730-00-951-3298	39	11		51	13	
5305-00-984-6195	8	8		52	6	
	30	8		53	6	
5305-00-984-6210	57	5				
5305-00-984-6211	8	2				
	30	2				
5305-00-984-6214	57	12				
5310-00-997-1888	9	1				
	31	1				
5975-01-050-5707	26	2				
5315-01-164-4574	27	23				

CROSS-REFERENCE INDEXES

CAGEC	PART NUMBER	PART NUMBER INDEX		FIG.	ITEM
			STOCK NUMBER		
8C244	ABUP-4			8	12
				8	15
				30	12
				30	15
				57	15
				57	24
8C244	ABUP6			57	8
				57	21
94222	A1-11-702-20			54	6
ODT23	A61629			2	1
ODT23	A64017Z			1	2
ODT23	A64033			1	1
82666	B-122 2			11	15
82666	B-122 3IN			20	12
				23	14
				31	23
80204	B1821BH025C100N	5305-00-225-3843		9	4
				31	4
9H113	C-10114-D1			34	12
9H113	C-1173-M			34	27
19099	CHAIN-19L			3	4
				3	9
				4	4
				4	9
				5	4
				5	9
				6	4
				6	9
				11	4
				11	9
				19	5
				19	8
				20	6
				20	10
				22	5
				22	9
				23	6
		23	10		
		24	5		
		24	8		
		28	4		
		28	9		
		31	13		
		31	18		
		31	26		
		33	4		
		33	10		
		34	5		
		37	5		
		37	8		
		38	5		

CROSS-REFERENCE INDEXES

CAGEC	PART NUMBER	PART NUMBER INDEX		FIG.	ITEM
			STOCK NUMBER		
19099	CHAIN-19L			38	8
				39	6
				39	9
				40	6
				40	9
				41	6
				41	9
				42	6
				42	9
				43	6
				43	9
				44	6
				44	9
				45	6
				45	9
				46	6
				47	5
				48	6
				48	9
				49	5
				49	9
				51	3
				51	6
				51	9
				51	12
				52	4
				52	9
		53	4		
		53	9		
86184	C1493A	4820-00-035-9916	17	8	
70847	C204	5340-00-245-9438	51	17	
			BULK	7	
70847	C206	5340-00-245-9440	51	18	
			BULK	8	
70847	C254	5340-00-244-7325	6	11	
			51	15	
			52	11	
			53	11	
70847	C256	5340-00-244-7327	3	11	
			5	11	
			22	11	
			28	11	
			51	16	
86184	C3147A		17	5	
86184	C6484E		17	9	
86184	C7326G		17	3	
86184	C7371C		17	4	
86184	C8014H		17	16	
86184	C8972G		16	1	
98313	FDC-1422-1		18	1	
			32	1	

CROSS-REFERENCE INDEXES

CAGEC	PART NUMBER	PART NUMBER INDEX		FIG.	ITEM
			STOCK NUMBER		
98313	FDK-2850			57	13
16632	FLX200148057608			27	3
9H113	H-10347-RAH			34	13
9H113	H-10392-M			34	31
9H113	H-104-A			34	34
9H113	H-10459-M			34	14
9H113	H-1186-M			34	17
9H113	H-20005-M			34	16
9H113	H-20141-M			34	11
9H113	H-20343-M			34	18
9H113	H-20577-RA			34	23
9H113	H-20578-RA			34	26
9H113	H-4435-M			34	22
9H113	H-4612-M			34	25
9H113	H-4619			34	29
9H113	H-4981-M			34	19
9H113	H-5030-M			34	32
9H113	H-5069-EW			34	33
9H113	H-5070-EW			34	21
9H113	H-5072-RE			34	28
9H113	H-5120-M			34	15
9H113	H-5152-M			34	30
9H113	H-5675-RE			34	20
9H113	H-6414-			34	24
19099	HOSE-120 IN			25	3
81349	MIL-A-46106 GP1T Y1			BULK	1
81349	MIL-D-53092	8110-01-327-1981		35	1
81349	MIL-H-8794-6			BULK	5
96906	MS15795-810			54	5
96906	MS15795-811			56	5
96906	MS17987C305	5315-00-051-1432		27	17
96906	MS17987C606	5315-01-164-4574		27	23
96906	MS17987C608	5315-00-901-6346		27	22
96906	MS20600B4W2	5320-00-582-3298		27	14
96906	MS20600B4W5	5320-00-061-7083		27	19
96906	MS21209F1810			18	3
				32	3
96906	MS24587-6	4730-00-843-0269		25	2
96906	MS27020-11	4730-00-079-1362		46	7
96906	MS27020-19	4730-01-186-0815		41	13
96906	MS27021-11			3	12
				5	12
				6	12
				52	12
				53	12
96906	MS27021-15			22	12
				28	12
96906	MS27022-11	4730-00-938-7997		11	10
				46	8
96906	MS27022-15	4730-00-360-0913		20	7

CROSS-REFERENCE INDEXES

CAGEC	PART NUMBER	PART NUMBER INDEX		FIG.	ITEM
			STOCK NUMBER		
96906	MS27022-15		4730-00-360-0913	23	7
				31	15
				33	11
				34	7
96906	MS27024-11		4730-00-649-9103	47	7
96906	MS27024-19			45	11
96906	MS27025-11			3	13
				5	13
				6	13
				52	13
				53	13
96906	MS27025-15			22	13
				28	13
96906	MS27026-11		4730-00-088-9285	11	5
				31	20
				47	8
96906	MS27026-15		4730-00-873-4551	20	11
				23	11
				31	27
				33	6
96906	MS27028-11		4730-00-649-9100	3	2
				4	7
				5	2
				6	2
				11	7
				19	6
				38	6
				39	4
				46	4
				49	3
				51	1
				52	2
				53	2
96906	MS27028-15		4730-00-929-0787	20	4
				22	3
				23	4
				24	6
				28	2
				31	11
				33	8
				34	3
				37	6
				42	4
				45	4
				48	4
96906	MS27028-17		4730-00-640-6156	40	4
				44	4
96906	MS27028-19		4730-00-064-4435	41	4
96906	MS27028-5		4730-00-929-0791	51	7
96906	MS27028-9		4730-00-869-5246	43	4
96906	MS27029-11		4730-00-915-5127	3	7

CROSS-REFERENCE INDEXES

CAGEC	PART NUMBER	PART NUMBER INDEX		FIG.	ITEM				
			STOCK NUMBER						
96906	MS27029-11		4730-00-915-5127	4	2				
				5	7				
				6	7				
				11	2				
				24	3				
				31	16				
				37	3				
				40	7				
				41	7				
				42	7				
				43	7				
				47	3				
				49	7				
				51	4				
				52	7				
96906	MS27029-15		4730-00-929-0790	53	7				
				19	3				
				20	8				
				22	7				
				23	8				
				28	7				
				31	24				
				33	2				
				38	3				
				44	7				
				48	7				
				45	7				
				96906	MS27029-19			45	7
				96906	MS27029-5	4730-00-360-0715		51	10
				96906	MS27029-9	4730-00-823-5316		39	7
96906	MS27183-10	5310-00-809-4058		9	3				
96906	MS28741-6-1200			25	1				
96906	MS35206-247	5305-00-984-6195		8	8				
				30	8				
96906	MS35206-263	5305-00-984-6210		57	5				
96906	MS35206-264	5305-00-984-6211		8	2				
				30	2				
96906	MS35206-267	5305-00-984-6214		57	12				
96906	MS35307-306	5305-00-702-4523		54	3				
96906	MS35307-308	5305-00-207-8253		27	12				
96906	MS35307-466	5305-00-923-8268		27	7				
96906	MS35338-139	5310-00-933-8121		27	11				
				54	4				
96906	MS35338-42	5310-00-045-3299		8	6				
				30	6				
96906	MS35338-43	5310-00-045-3296		8	3				
				30	3				
				57	4				
				57	11				
96906	MS35338-44	5310-00-582-5965		9	2				
				31	2				
96906	MS35649-202	5310-00-934-9758		8	1				

CROSS-REFERENCE INDEXES

CAGEC	PART NUMBER	PART NUMBER INDEX		FIG.	ITEM
			STOCK NUMBER		
96906	MS35649-202		5310-00-934-9758	30	1
				57	3
				57	10
96906	MS35649-2252		5310-00-997-1888	9	1
				31	1
96906	MS35649-2254		5310-00-250-9477	27	10
96906	MS35649-282		5310-00-934-9757	8	5
				30	5
96906	MS35691-51		5310-00-934-9724	27	6
96906	MS49000-1		4730-00-951-3293	42	11
96906	MS49000-11		4730-00-951-3297	24	11
				37	11
96906	MS49000-13		4730-00-951-3298	39	11
96906	MHS49000-19		4730-01-186-0821	40	11
96906	MS49000-3		4730-00-951-3294	19	11
				38	11
96906	MS49000-5		4730-00-951-3295	43	11
96906	MS49000-9		4730-00-951-3296	44	11
96906	MS49001-1			45	13
96906	MS49002-3			41	11
96906	MS51412-18		5310-01-253-1618	8	7
				30	7
				31	3
96906	MS51922-6		5310-00-143-6102	56	4
96906	MS51953-193			11	12
96906	MS51953-241			23	13
				31	22
96906	MS51958-81		5305-00-059-3677	56	6
81349	M24243/1-B408		5320-00-824-4760	8	10
				8	14
				30	10
				30	14
				57	14
				57	23
81349	M24243/1-B610		5320-00-454-5156	8	20
				30	20
				57	7
				57	20
81349	M25988/1-210			34	8
81349	M53095-03D100			5	1
				52	1
81349	M53095-03D500			3	1
81349	M53095-03F100			22	1
81349	M53096-06B2A100			6	1
				53	1
81349	M53096-08B2A100			28	1
81349	RR-C-271			27	15
				27	20
				BULK	2
				BULK	3
53551	RV200-6-5		5320-00-582-3301	56	8

CROSS-REFERENCE INDEXES

CAGEC	PART NUMBER	PART NUMBER INDEX		FIG.	ITEM
			STOCK NUMBER		
19099	STRAP .5-20 IN			6	10
				53	10
19099	STRAP .75-20 IN			3	10
				5	10
				52	10
19099	STRAP .75-25 IN			22	10
				28	10
03670	SY-2034			54	1
86184	V5232D			17	10
86184	V5492D			17	12
86184	V5496E			17	14
86184	V5499J			17	13
86184	V5564K			17	11
81348	WW-P-521			11	13
				23	12
				31	21
				31	28
				33	12
81348	WWU531-18TA			11	11
86184	00713J			14	7
86184	00751J			14	4
86184	00777D	5330-01-272-7463		17	15
89616	07320206			BULK	4
86184	100-01-2640J			17	1
OUT77	1101-2INCH			12	3
97403	13211E7541			25	4
97403	13219E0462	5975-01-050-5707		26	2
97403	13219E3930	6150-00-483-3918		26	1
97403	13220E1127-1	6150-01-392-4191		36	1
97403	13220E1127-3			36	2
97403	13222E8219			50	1
97403	13228E1763			27	13
97403	13228E1763-9			27	16
97403	13228E1764			27	9
97403	13228E1768-10			41	3
				45	10
97403	13228E1768-3			51	14
97403	13228E1768-5			39	10
				43	3
97403	13228E1768-6	5330-01-413-2126		3	6
				4	6
				5	6
				6	6
				11	1
				19	9
				24	10
				31	19
				37	10
				38	9
				39	2
				40	10

CROSS-REFERENCE INDEXES

CAGEC	PART NUMBER	PART NUMBER INDEX		FIG.	ITEM
			STOCK NUMBER		
97403	13228E1768-6		5330-01-413-2126	41	10
				43	10
				46	2
				47	6
				49	6
				51	13
				52	6
				53	6
				19	10
				20	3
				22	6
97403	13228E1768-8		5330-01-398-8739	23	3
				24	9
				28	6
				31	14
				33	5
				34	6
				37	9
				38	10
				42	3
				44	10
				45	3
				48	3
				34	9
				40	3
42	10				
44	3				
97403	13228E1770		4330-01-262-9496	21	1
97403	13228E1785			27	18
97403	13228E1785-12			27	24
97403	13228E1785-14			27	21
97403	13228E1790			27	5
97403	13228E1793			34	1
97403	13228E1795			10	1
97403	13228E1795-12			11	14
97403	13228E1795-16			12	2
97403	13228E1795-2			12	4
97403	13228E1795-4			12	1
97403	13228E1798			31	9
97403	13228E1799			23	1
97403	13228E1801			33	1
97403	13228E1803			46	1
97403	13228E1804			20	1
97403	13228E1806			39	1
97403	13228E1807			24	1
				37	1
97403	13228E1808			40	1
97403	13228E1809			19	1
				38	1
97403	13228E1810			45	1
97403	13228E1811			41	1

CROSS-REFERENCE INDEXES

CAGEC	PART NUMBER	PART NUMBER INDEX		FIG.	ITEM
			STOCK NUMBER		
97403	13228E1812			41	12
97403	13228E1813			47	1
97403	13228E1823			4	10
97403	13228E1825			4	1
97403	13228E1833			42	1
97403	13228E1836			43	1
97403	13228E1842			44	1
97403	13228E1857			49	1
97403	13228E1858			48	1
97403	13229E2397			54	7
97403	13229E2399			54	8
97403	13229E2400			54	2
19099	13229E3802-1X25			9	6
	0 IN			9	8
				31	6
				31	8
97403	13229E3900			27	4
97403	13229E4129			27	2
97403	13229E5326			55	2
				56	2
97403	13230E2860			29	1
97403	13230E2861			32	2
97403	13230E2862			30	13
97403	13230E2863			31	7
97403	13230E2865			8	16
				30	16
				57	25
97403	13230E2866			30	17
97403	13230E2867			30	21
97403	13230E2882			30	19
97403	13230E2883			30	18
97403	13230E2884			30	23
97403	13230E2885			30	22
97403	13230E2891			8	11
				30	11
				57	16
97403	13230E2893			57	17
97403	13230E2895			31	5
97403	13230E2896			55	1
97403	13230E2900			7	1
97403	13230E2901			18	2
97403	13230E2902			8	13
97403	13230E2903			9	7
97403	13230E2913			8	17
97403	13230E2914			8	21
97403	13230E2915			8	19
97403	13230E2916			8	23
97403	13230E2917			8	22
97403	13230E2918			8	18
97403	13230E2923			9	5

CROSS-REFERENCE INDEXES

CAGEC	PART NUMBER	PART NUMBER INDEX		FIG.	ITEM
			STOCK NUMBER		
97403	13230E2924			56	1
97403	13230E2926			56	7
97403	13230E2930			57	1
97403	13230E2931			57	19
97403	13230E2932			57	19
97403	13230E2934			57	9
97403	13230E2941			57	18
97403	13230E2958			56	10
97403	13230E29589			55	3
97403	13230E3099			56	9
97403	13230E3102			56	3
97403	13230E3116			45	12
62377	14H			BULK	6
81902	14196P1	7240-00-222-3088		25	5
D1097	155-230MM			51	19
9H113	1711D-3			34	10
71286	18LO1-1X1AA			57	22
71286	18L13-1-1AA			57	6
80691	20BA90AL			49	10
80691	30BA90AL			48	10
86184	50AF-2			12	5
71913	604-SS			27	8
86184	6730601K			13	9
86184	6730606J			13	4
86184	6730706G			13	10
86184	6730707E			13	6
86184	6731101K			13	7
86184	6731102H			13	2
86184	6758701E			13	16
86184	6758703A			13	18
86184	6758801C			13	12
86184	6758802A			13	14
86184	6760597C			17	2
86184	6764410E			13	15
86184	6784702A			14	2
86184	6786204F			13	13
86184	6786255H			13	17
86184	6786404B			13	11
86184	67911J			14	3
7R324	68104			27	1
86184	68373A			14	5
86184	6873D			17	7
86184	6986609D			13	1
86184	7131003B			14	1
86184	7138401A			14	6
86184	7362012C			13	3
86184	7362013A			13	5
86184	7922202C			15	1
86184	8917911D			13	8
86184	8937601G			17	6
39428	90177A218			3	3


CROSS-REFERENCE INDEXES

CAGEC	PART NUMBER	PART NUMBER INDEX		FIG.	ITEM
			STOCK NUMBER		
39428	90177A218			3	5
				3	8
				4	3
				4	5
				4	8
				5	3
				5	5
				5	8
				6	3
				6	5
				6	8
				11	3
				11	6
				11	8
				19	2
				19	4
				19	7
				20	2
				20	5
				20	9
				22	2
				22	4
				22	8
				23	2
				23	5
				23	9
				24	2
				24	4
				24	7
				28	3
				28	5
				28	8
				31	10
				31	12
				31	17
				31	25
				33	3
				33	7
				33	9
				34	2
		34	4		
		37	2		
		37	4		
		37	7		
		38	2		
		38	4		
		38	7		
		39	3		
		39	5		
		39	8		
		40	2		

CROSS-REFERENCE INDEXES

CAGEC	PART NUMBER	PART NUMBER INDEX		FIG.	ITEM
			STOCK NUMBER		
39428	90177A218			40	5
				40	8
				41	2
				41	5
				41	8
				42	2
				42	5
				42	8
				43	2
				43	5
				43	8
				44	2
				44	5
				44	8
				45	2
				45	5
				45	8
				46	3
				46	5
				47	2
				47	4
				48	2
				48	5
				48	8
				49	2
				49	4
				49	8
				51	2
				51	5
				51	8
				51	11
				52	3
				52	5
		52	8		
		53	3		
		53	5		
		53	8		
19220	9663-3			8	9
19220	9663-50			30	9
				8	4
				30	4

By Order of the Secretary of the Army:

Official: 

JOEL B. HUDSON
Administrative Assistant to the
Secretary of the Army
03186

DENNIS J. REIMER
General, United States Army
Chief of Staff

DISTRIBUTION:

To be distributed in accordance with DA Form 12-25-E, block no. 6347, requirements for TM 10-4930-240-23P.

These are the instructions for sending an electronic 2028

The following format must be used if submitting an electronic 2028. The subject line must be exactly the same and all fields must be included; however only the following fields are mandatory: 1, 3, 4, 5, 6, 7, 8, 9, 10, 13, 15, 16, 17, and 27.

From: 'Whomever' <whomever-avma27.army.mil>

To: mpmt%avma28st-louis-emh7.army.mil

Subject: DA Form 2028

1. **From:** Joe Smith
2. **Unit:** home
3. **Address:** 4300 Park
4. **City:** Hometown
5. **St:** MO
6. **Zip:** 77777
7. **Date Sent:** 19-OCT-93
8. **Pub no:** 55-2840-229-23
9. **Pub Title:** TM
10. **Publication Date:** 04-JUL-85
11. **Change Number:** 7
12. **Submitter Rank:** MSG
13. **Submitter FName:** Joe
14. **Submitter MName:** T
15. **Submitter LName:** Smith
16. **Submitter Phone:** 123-123-1234
17. **Problem:** 1
18. **Page:** 2
19. **Paragraph:** 3
20. **Line:** 4
21. **NSN:** 5
22. **Reference:** 6
23. **Figure:** 7
24. **Table:** 8
25. **Item:** 9
26. **Total:** 123
27. **Text:**

This is the text for the problem below line 27.

RECOMMENDED CHANGES TO EQUIPMENT TECHNICAL PUBLICATIONS



*THEN...JOT DOWN THE
DOPE ABOUT IT ON THIS FORM.
CAREFULLY TEAR IT OUT, FOLD IT
AND DROP IT IN THE MAIL.*

SOMETHING WRONG WITH PUBLICATION

FROM: (PRINT YOUR UNIT'S COMPLETE ADDRESS)

DATE SENT

PUBLICATION NUMBER

PUBLICATION DATE

PUBLICATION TITLE

BE EXACT PIN-POINT WHERE IT IS

PAGE NO.	PARA- GRAPH	FIGURE NO.	TABLE NO.

**IN THIS SPACE, TELL WHAT IS WRONG
AND WHAT SHOULD BE DONE ABOUT IT.**

PRINTED NAME, GRADE OR TITLE AND TELEPHONE NUMBER

SIGN HERE

The Metric System and Equivalents

Linear Measure

1 centimeter = 10 millimeters = .39 inch
 1 decimeter = 10 centimeters = 3.94 inches
 1 meter = 10 decimeters = 39.37 inches
 1 dekameter = 10 meters = 32.8 feet
 1 hectometer = 10 dekameters = 328.08 feet
 1 kilometer = 10 hectometers = 3,280.8 feet

Weights

1 centigram = 10 milligrams = .15 grain
 1 decigram = 10 centigrams = 1.54 grains
 1 gram = 10 decigram = .035 ounce
 1 decagram = 10 grams = .35 ounce
 1 hectogram = 10 decagrams = 3.52 ounces
 1 kilogram = 10 hectograms = 2.2 pounds
 1 quintal = 100 kilograms = 220.46 pounds
 1 metric ton = 10 quintals = 1.1 short tons

Liquid Measure

1 centiliter = 10 milliliters = .34 fl. ounce
 1 deciliter = 10 centiliters = 3.38 fl. ounces
 1 liter = 10 deciliters = 33.81 fl. ounces
 1 dekaliter = 10 liters = 2.64 gallons
 1 hectoliter = 10 dekaliters = 26.42 gallons
 1 kiloliter = 10 hectoliters = 264.18 gallons

Square Measure

1 sq. centimeter = 100 sq. millimeters = .155 sq. inch
 1 sq. decimeter = 100 sq. centimeters = 15.5 sq. inches
 1 sq. meter (centare) = 100 sq. decimeters = 10.76 sq. feet
 1 sq. dekameter (are) = 100 sq. meters = 1,076.4 sq. feet
 1 sq. hectometer (hectare) = 100 sq. dekameters = 2.47 acres
 1 sq. kilometer = 100 sq. hectometers = .386 sq. mile

Cubic Measure

1 cu. centimeter = 1000 cu. millimeters = .06 cu. inch
 1 cu. decimeter = 1000 cu. centimeters = 61.02 cu. inches
 1 cu. meter = 1000 cu. decimeters = 35.31 cu. feet

Approximate Conversion Factors

To change	To	Multiply by	To change	To	Multiply by
inches	centimeters	2.540	ounce-inches	Newton-meters	.007062
feet	meters	.305	centimeters	inches	.394
yards	meters	.914	meters	feet	3.280
miles	kilometers	1.609	meters	yards	1.094
square inches	square centimeters	6.451	kilometers	miles	.621
square feet	square meters	.093	square centimeters	square inches	.155
square yards	square meters	.836	square meters	square feet	10.764
square miles	square kilometers	2.590	square meters	square yards	1.196
acres	square hectometers	.405	square kilometers	square miles	.386
cubic feet	cubic meters	.028	square hectometers	acres	2.471
cubic yards	cubic meters	.765	cubic meters	cubic feet	35.315
fluid ounces	milliliters	29.573	cubic meters	cubic yards	1.308
pints	liters	.473	milliliters	fluid ounces	.034
quarts	liters	.946	liters	pints	2.113
gallons	liters	3.785	liters	quarts	1.057
ounces	grams	28.349	liters	gallons	.264
pounds	kilograms	.454	grams	ounces	.035
short tons	metric tons	.907	kilograms	pounds	2.205
pound-feet	Newton-meters	1.356	metric tons	short tons	1.102
pound-inches	Newton-meters	.11296			

Temperature (Exact)

°F	Fahrenheit temperature	5/9 (after subtracting 32)	Celsius temperature	°C
----	------------------------	----------------------------	---------------------	----

PIN: 075281-000